



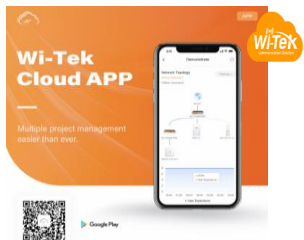


































































	A	B	C	D	E	F		
1	 WIRELESS-TEK TECHNOLOGY LIMITED							
2								
3								
4							Website: www.wireless-tek.com	Sales Manager : RiumGreb
5							Address: Room 402 4F, BiaoFan Technology Building, BaoAn Avenue, FuYong Town, Bao'An district,	Email: rium@wireless-tek.com
6							ShenZhen City, China	Whatsapp/wechat: +86 18571478163
7							Email: sales@wireless-tek.com	
8							Tel: +86 0755 22841200	
9	Model	Picture	Key Feature		Packing Info(L*W*H)			
10	Cloud Platform							
11	Wi-Tek Cloud Platform 		<ul style="list-style-type: none"> * Easy to Deployment: One key paired, binding in a minute. All cloud products that go online obtain the cloud configuration automatically without one-by-one paired. * Visual Management: Cloud visual management interface, easy to operate without professional skill requirements. * Intelligent maintenance: The alarm system monitor network status in real-time and helps you troubleshoot on time.Can be managed remotely. All devices support one-key upgrades. * Convenient Network Assistance: Support Share network, handover network, and EWEB your device flexibly, you can share one of your projects with an IT staff for troubleshooting. Clear classification and decentralization can help you manage projects more conveniently. * Strong Value-Added Services: Support SD-LAN, and solve slow data synchronization problems between branch and headquarters. 		Create your Account freely by click below link: https://cloud2.wireless-tek.com/			
12								
13								
14								
15								
16								
17	Mobile Cloud APP							
18	Wi-Tek Cloud APP 		<ul style="list-style-type: none"> * Project Management: Unlimited number of project creation, Auto project network topology generation, Real-time network data analysis, Project filter and search, Project share/ handover, My project map, Project report * Device Management: Device status overview, Remote device configuration (port, VLAN, EWEB, Telnet, etc.), Batch device online upgrade, Device fault alarm, SD-LAN, Wi-Fi Optimization * Network Optimization: Wi-Fi configuration, Wi-Fi Optimization, Roaming Optimization * All the Wi-Tek cloud products and Onvif supported products (IPC, NVR, etc) can be remotely, centrally and freely manage by Wi-Tek Cloud APP and Cloud Platform. 		Download Freely : Wi-Tek Cloud <div style="display: flex; justify-content: space-around; align-items: center;">   </div> <div style="display: flex; justify-content: space-around; align-items: center;">   </div>			
19								
20								
21								
22								
23								
24	Cloud Mesh AP							
25	WI-AP717MP V1      	<ul style="list-style-type: none"> * 802.11AC 2.4G&5.8G 1200M Indoor Wireless Mesh AP * 11AC Wave2 2.4GHz 300Mbps+5.8Ghz 867Mbps * Atheros chipset 128MB DDR2, 16MB Flash, 500mW High-Power, access 100users * 4*5dBi inside antenna * Support 2 PoE Output for IPC when DC Input 12-48V * Support 2 PoE Output for IPC when Port 1 PoE Input 48-52V * Support Easy Mesh Connect design for big area Wireless Coverage * Support Cloud Managed * 48V 802.3af/at 30W Gigabit PoE Adapter Included * Support SD-LAN and open-vpn function (Operating mode: Router Mode) 		Box Size:18*16*3cm Unitweight:0.7kg 20pcs/carton G.W:13.7kgs Carton:37*33*42cm				
26								
27								
28								
29								
30								







	A	B	C	D	E	F
31	 WI-AP718M	   	<ul style="list-style-type: none"> * 802.11AC 2.4G&5.8G 1200M Outdoor Wireless Mesh AP * 11AC Wave2 2.4GHz 300Mbps+5.8Ghz 867Mbps * Atheros chipset 128MB DDR2, 16MB Flash, 200mW High-Power,access 60users * 4*5dBi inside antenna for 200meters Coverage * IP65 rated, weather and dust sealed * Support Easy Mesh Connect and Fast roaming * Support Cloud Managed * 48V 802.3af/at 30W Gigabit PoE Adapter Included Support SD-LAN and open-vpn function (Operating mode: Router Mode) 			Box Size:30*28*18cm Unit weight:1.45kg 4pcs/carton G.W:7kgs Carton:60*58*20cm
32						
33						
34						
35						
36						
37	WI-AP719MP	   	<ul style="list-style-type: none"> * 802.11AX 2.4G&5.8G 1800M Indoor Wireless Mesh AP * Wi-Fi 6 Speeds: 574Mbps on 2.4GHz +1201Mbps on 5.8Ghz * MTK chipset 128MB DDR3, 16MB Flash, 19dBm Tx Power,access 100users * 4*4dB inside antenna * Support (3)10/100/1000M RJ45 ports * Support 1 PoE Input with 802.3af/at/bt + 2 PoE Output with 802.3af/at * Support Mesh networking design for big area Wireless Coverage * Support Cloud Managed * 48V 30W Gigabit PoE Adapter Included 			Box Size: 32.5*23.5*7cm Unit weight: 0.9kgs 10pcs/carton G.W: 9.9kgs Carton: 48*36.5*33.5cm
38						
39						
40						
41						
42						
43	Cloud Mesh WiFi 6 Router					
44	WI-AX1800M V2	   	<ul style="list-style-type: none"> * 802.11AX 2.4G&5.8G 1800M Indoor Wireless Mesh Router * 11AX 2.4GHz 574Mbps+5.8Ghz 1201Mbps * Atheros chipset 256MB DDR3, 128MB Flash, 300mW High-Power,access 100users * Extensive Coverage: Beamforming, independent FEM, and 4*5dBi antennas combine to deliver focused reception to devices far away * Support Easy Mesh Connect design for big area Wireless Coverage * Support Cloud Managed * Support SD-LAN and open-vpn function 			Box Size:27*28*6cm Unit weight:0.8kg 20pcs/carton G.W:13.822kgs Carton:62*55*30cm
45						
46						
47						
48						
49						
50	Cloud L3 Managed Switch					
51	 WI-PCMS528F-L3	 	<ul style="list-style-type: none"> *L3 managed Cloud PoE Switch. *24 Gigabit Ethernet RJ-45 PoE+ ports and 4 10G SFP+ slots. *All RJ-45 ports comply with 802.3af/at PoE standard and output up to 30W PoE power per port. 370 W Max PoE power budget. *Abundant L3 management function, supports static routing, RIP, OSPF, DHCP server, DHCP snooping, ACL, ERPS, Spanning tree, QoS policies, Multicast function and diversified VLAN functions. *Support ONVIF device detect. *Cloud Platform Remote Management. Users can view the network status, modify the configuration, and troubleshoot anywhere and anytime. 			Box Size: 49.5*31.5*7.4 cm Unit weight: 4.23kg 5pcs/carton G.W: 21.5kgs Carton: 51*39*35cm
52						
53						
54						
55						
56						
57	 WI-PCMS554F-L3	 	<ul style="list-style-type: none"> *L3 managed Cloud PoE Switch. *48 Gigabit Ethernet RJ-45 PoE+ ports and 6 10G SFP+ slots. *All RJ-45 ports comply with 802.3af/at PoE standard and output up to 30W PoE power per port. 370W Max PoE power budget. *Abundant L3 management function, supports static routing, RIP, OSPF, DHCP server, DHCP snooping, ACL, ERPS, Spanning tree, QoS policies, Multicast function and diversified VLAN functions. *Support ONVIF device detect. *Cloud Platform Remote Management. Users can view the network status, modify the configuration, and troubleshoot anywhere and anytime. 			Box Size: 50*42*7.5 cm Unit weight: 6.4kg 3pcs/carton G.W:19.9 kgs Carton: 51*24*44cm
58						
59						
60						
61						
62						

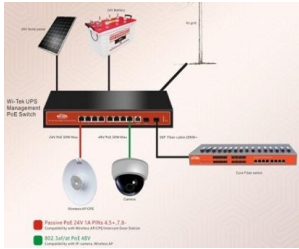





	A	B	C	D	E	F
63	WI-CGS5328-L3		<ul style="list-style-type: none"> *L3 managed Cloud Switch. * 8*1000Mbps Combo Ports, 16*1000Mbps SFP Slots, 4*10Gbps SFP+ Slots. *Abundant L3 management function, supports static routing, RIP, OSPF, DHCP server, DHCP snooping, ACL, ERPS, Spanning tree, QoS policies, Multicast function and diversified VLAN functions. *Support ONVIF device detect. *Cloud Platform Remote Management. Users can view the network status, modify the configuration, and troubleshoot anywhere and anytime. 			Box Size: 50.6*34.8*9.5 cm Unit weight: 4.35 kg 5pcs/carton G.W: 22.35kgs Carton: 52.5*49*38cm
64						
65						
66						
67						
68						
69	Cloud L2 Managed PoE Switch					
70	WI-PCMS310GF		<ul style="list-style-type: none"> * 8GE+2SFP Full Giga 802.3af/at Cloud L2 Managed PoE Switch with 8Port PoE * Supports PoE power up to 30W for each port, Config PoE and VLAN on Cloud * Supports PoE IEEE 802.3af/at compliant PDs * Internal power adapter supply 150W * Cloud/WEB/CLI managed modes, SNMP, RMON bring abundant management features * Support google Map view to let users know project location for easy management * Discovery ONVIF IP camera and view network topology with Gateway/AC,AP,Switch,IPC on Cloud 			Box Size:39*24*8cm Item weight: 1.75kg Unit weight:2.5kg 5pcs/carton G.W:13kgs Carton:43*39*27cm
71						
72						
73						
74						
75						
76	WI-PCMS328GF		<ul style="list-style-type: none"> * 24GE+2Combo SFP+2SFP Full Giga 802.3af/at Cloud L2 Managed PoE Switch with 24Port PoE * Supports PoE power up to 30W for each port, Config PoE and VLAN on Cloud * Supports PoE IEEE 802.3af/at compliant PDs * Internal power adapter supply 400W * Cloud/WEB/CLI managed modes, SNMP, RMON bring abundant management features * Support google Map view to let users know project location for easy management * Discovery ONVIF IP camera and view network topology with Gateway/AC,AP,Switch,IPC on Cloud 			Box Size:50*33*8cm Item weight: 3.25kg Unit weight:4kg 5pcs/carton G.W:21kgs Carton:51*39*35cm
77						
78						
79						
80						
81						
82	Cloud L2 Managed Fiber Aggregation Switch					
83	WI-CGS5018		<ul style="list-style-type: none"> * 10SFP+8GE Full Giga 802.3af/at Cloud L2 Managed Fiber Aggregation Switch * Cloud/WEB/CLI managed modes, SNMP, RMON bring abundant management features * Support QVLAN, QoS and IGMP snooping optimize voice and video application * Support google Map view to let users know project location for easy management * Discovery ONVIF IP camera and view network topology with Gateway/AC,AP,Switch,IPC on Cloud * Config VLAN on Cloud 			Item size: 28*18*4.4cm Item weight: 1.6kg Box Size:38*23.5*9cm Unit weight:2.5kg 5pcs/carton G.W:13.5kgs Carton:43*39*27cm
84						
85						
86						
87						
88						
89	WI-CGS5026		<ul style="list-style-type: none"> * 18SFP+8GE Full Giga 802.3af/at Cloud L2 Managed Fiber Aggregation Switch * Support QVLAN, QoS and IGMP snooping optimize voice and video application * Cloud/WEB/CLI managed modes, SNMP, RMON bring abundant management features * Support google Map view to let users know project location for easy management * Discovery ONVIF IP camera and view network topology with Gateway/AC,AP,Switch,IPC on Cloud * Config VLAN on Cloud 			Box Size:38*24*9cm item size:28.3*18*4.4cm Item weight: 1.7kg Unit weight: 2.55kg 5pcs/carton G.W:13.5kgs Carton:43*39*27cm
90						
91						
92						
93						
94						
95	Cloud Easy Smart Managed PoE Switch					

	A	B	C	D	E	F
96	 WI-PCES306G	 	<ul style="list-style-type: none"> ● 6*10/100/1000Mbps RJ45 port Cloud Easy Smart PoE Switch ● 4x802.3af/at PoE+ ports, total power supply 60W ● Support Wi-Tek Cloud management, configure VLAN, restart POE port, mobile phone APP remote maintenance, various real-time alarms, even novice can troubleshoot. ● Support port automatic anti-loop and automatically close loop ports to ensure business continuity. ● Support Google map view, let users know the project location, easy to manage ● Discover the ONVIF protocol, so that the IP camera can automatically identify the cloud topology map. 		Box Size:20*17*7cm Item weight:0.5kg Unit weight: 0.95kg 20pcs/carton G.W:18kgs Carton:41*32*36cm	
97						
98						
99						
100						
101						
102	 WI-PCES306GF		<ul style="list-style-type: none"> ● 5*10/100/1000Mbps RJ45 port with 1 Gigabit SFP uplink Cloud Easy Smart PoE Switch ● 4x802.3af/at PoE+ ports, total PoE power supply 60W ● Support Wi-Tek Cloud management, configure VLAN, restart POE port, mobile phone APP remote maintenance, various real-time alarms, even novice can troubleshoot. ● Support port automatic anti-loop and automatically close loop ports to ensure business continuity. ● Support Google map view, let users know the project location, easy to manage ● Discover the ONVIF protocol, so that the IP camera can automatically identify the cloud topology map. 		Box Size: 26.4*21.7*6.6cm Unit weight:0.8kg pcs/carton: 20pcs/carton G.W:17.25 kgs Carton: 55*45*36cm	
103						
104						
105						
106						
107						
108	 WI-PCES308GF		<ul style="list-style-type: none"> ● 9*10/100/1000Mbps RJ45 port with 1 Gigabit SFP uplink Cloud Easy Smart PoE Switch ● 8x802.3af/at PoE+ ports, total PoE power supply 60W ● Support Wi-Tek Cloud management, configure VLAN, restart POE port, mobile phone APP remote maintenance, various real-time alarms, even novice can troubleshoot. ● Support port automatic anti-loop and automatically close loop ports to ensure business continuity. ● Support Google map view, let users know the project location, easy to manage ● Discover the ONVIF protocol, so that the IP camera can automatically identify the cloud topology map. 		Box Size: 26.4*21.7*6.6cm Unit weight:1.0kg pcs/carton:20pcs/carton G.W:20.65 kgs Carton: 55*45*36cm	
109						
110						
111						
112						
113						
114	 WI-PCES310GF	 	<ul style="list-style-type: none"> ● 8*10/100/1000Mbps RJ45 Ports 2*1000Mbps SFP Slots Cloud Easy Smart PoE Switch ● 8x802.3af/at PoE+ ports, total power supply 120W ● Support Wi-Tek Cloud management, configure VLAN, restart POE port, mobile phone APP remote maintenance, various real-time alarms, even novice can troubleshoot. ● Support port automatic anti-loop and automatically close loop ports to ensure business continuity. ● Support Google map view, let users know the project location, easy to manage ● Discover the ONVIF protocol, so that the IP camera can automatically identify the cloud topology map. 		Box Size:31*21*8cm Item weight:1.25kg Unit weight: 1.9kg 5pcs/carton G.W:10kgs Carton:42.3*32.3*21.8CM	
115						
116						
117						
118						
119						

	A	B	C	D	E	F
120	 WI-PCES318GF	 	<ul style="list-style-type: none"> • 16*10/100/1000Mbps RJ45 Ports 2*1000Mbps SFP Slots Cloud Easy Smart PoE Switch • 16x802.3af/at PoE+ ports, total power supply 250W • Support Wi-Tek Cloud management, configure VLAN, restart POE port, mobile phone APP remote maintenance, various real-time alarms, even novice can troubleshoot. • Support port automatic anti-loop and automatically close loop ports to ensure business continuity. • Support Google map view, let users know the project location, easy to manage • Discover the ONVIF protocol, so that the IP camera can automatically identify the cloud topology map. 		Box Size: 49.5*31.5*7.2cm item weight :2.6 kg Unit weight: 3.1kg pcs/carton: 5pcs G.W: 16.4 kgs Carton: 50.9*38.9*34.5cm	
121						
122						
123						
124						
125	 WI-PCES326GF	 	<ul style="list-style-type: none"> • 24*10/100/1000Mbps RJ45 Ports 2*1000Mbps SFP Slots Cloud Easy Smart PoE Switch • 24x802.3af/at PoE+ ports, total power supply 370W • Support Wi-Tek Cloud management, configure VLAN, restart POE port, mobile phone APP remote maintenance, various real-time alarms, even novice can troubleshoot. • Support port automatic anti-loop and automatically close loop ports to ensure business continuity. • Support Google map view, let users know the project location, easy to manage • Discover the ONVIF protocol, so that the IP camera can automatically identify the cloud topology map. 		Box Size: 49.5*31.5*7.2cm item weight :3 kg Unit weight: 3.5kg pcs/carton: 5pcs G.W: 18.15 kgs Carton: 50.9*38.9*34.5cm	
126						
127						
128						
129						
130	4G LTE Outdoor CPE					
131	WI-LTE110-O V2	  	<ul style="list-style-type: none"> * CAT4 4G transform to Wi-Fi(2.4G 300Mbps) and wired network * 1 x 10/100Mbps RJ45 Ports * Build in 3G/4G SIM card slot, support LTE-TDD/LTE-FDD, WCDMA/CDMA and GSM networking. Then band adjustable, can comply with all operator in the world. * High RF power design, with 2dBi omni 4G antenna, better signal strength and more stable performance. * Support 2 power supply: 24V passive PoE or DC12V/1A * Support Cloud Managed and SD-LAN function * Support 4K HD video transmit * Support 10KV Lightning Protection * Support IP65 waterproof 		Box Size: 35*11*10cm Unit weight: 0.65kg 20pcs/carton G.W:12kgs Carton: 50*36*46CM	
133						
134						
135						
136						
137	WI-LTE113-O	  	<ul style="list-style-type: none"> * CAT6 4G transform to Wi-Fi(2.4G 300Mbps) and wired network, * 1 x 10/100/1000 Mbps RJ45 Ports * Build in 3G/4G SIM card slot, support LTE-TDD/LTE-FDD, WCDMA/CDMA and GSM networking. Then band adjustable, can comply with all operator in the world. * with 19 dBi omni 4G antenna, better signal strength and more stable performance. * 4G LTE Cat 6 300 Mbps (DL)/50 Mbps (UL) * Support Cloud Managed and SD-LAN function * 802.3af/at or 24V PoE and Gigabit Ethernet * Support 16KV Lightning Protection * Support IP65 waterproof 		Box Size:30*20*14cm Item weight:0.65kg Unit weight: 1.1kg 10pcs/carton G.W:12kgs Carton:64*42*32cm	
139						
140						
141						
142						
143						
144						










	A	B	C	D	E	F	
145	WI-LTE115-O		<ul style="list-style-type: none"> * CAT4 4G transform to Wi-Fi(2.4G 300Mbps) and wired network * 1 x 10/100Mbps RJ45 Ports * Build in 3G/4G SIM card slot, support LTE-TDD/LTE-FDD, WCDMA/CDMA and GSM networking. Then band adjustable, can comply with all operator in the world. * Support 12V 1.5A DC Input, and 12V 1A DC Output for power up camera directly * with 5dBi omni 4G antenna, better signal strength and more stable performance. * Support 4K HD video transmit * Support access IP camera by Wi-Fi and LAN port * Support 10KV Lightning Protection * Support IP65 waterproof 			Box Size:26*21*5cm Item weight:0.2kg Unit weight: 0.5kg 24pcs/carton G.W:12.5kgs Carton:53*30*42cm USA Version Price add 15usd	
146							
147							
148							
149							
150							
151			<ul style="list-style-type: none"> * CAT4 4G transform to Wi-Fi(2.4G 300Mbps) and wired network * 1 x 10/100Mbps RJ45 Ports * Build in 3G/4G SIM card slot, support LTE-TDD/LTE-FDD, WCDMA/CDMA and GSM networking. Then band adjustable, can comply with all operator in the world. * Support 12V 1.5A DC Input, and 12V 1A DC Output for power up camera directly,included 12V 1.5A DC adapter DC and 2.1mm DC female-to-female power extension cord in packing box. * with 5dBi omni 4G antenna, better signal strength and more stable performance. * Support access IP camera by Wi-Fi and LAN port * Support Cloud Managed and SD-LAN function * Support 10KV Lightning Protection * Support IP65 waterproof 			Box Size:23*10.5*9.7cm Item weight:0.25kg Unit weight: 0.45kg 20pcs/carton G.W:9.2kgs Carton:47.5*22*51cm USA Version Price add 15usd	
152							
153							
154							
155							
156							
157			<ul style="list-style-type: none"> * CAT4 4G transform to Wi-Fi(2.4G 300Mbps) and wired network * 2 x 10/100Mbps RJ45 Ports * Build in 3G/4G SIM card slot, support LTE-TDD/LTE-FDD, WCDMA/CDMA and GSM networking. Then band adjustable, can comply with all operator in the world. * Support 2PoE Output(DC 48-54V IN) or 1PoE Output(1 PoE IN) for power up camera directly,included 1*48V PoE adapter in packing box * with 5dBi omni 4G antenna, better signal strength and more stable performance. * Support access IP camera by Wi-Fi and LAN port * Support Cloud Managed and SD-LAN function * Support 10KV Lightning Protection * Support IP65 waterproof 			Box Size: 26*11*7CM Unit weight: 0.6KG 20pcs/carton G.W:16kgs Carton: 43*27*32 USA Version Price add 15usd	
158							
159							
160							
161							
162							
163	4G LTE Indoor Wi-Fi Router						
164	WI-LTE300 V2			<ul style="list-style-type: none"> * CAT4 4G transform to Wi-Fi (2.4G 300Mbps) and wired network * 3 x 10/100Mbps RJ45 Ports * Build in 3G/4G SIM card slot, support LTE-TDD/LTE-FDD, WCDMA/CDMA and GSM networking.Then band adjustable, can comply with all operator in the world. * High RF power design, with omni 2.4G/4G antenna, more wireless coverage, better signal strength and more stable performance. * Support 4K HD video transmit * Support 4G access, Router mode * Support 30users+ for Wi-Fi access,Wi-Fi Coverage 100meters * Support Cloud Managed and SD-LAN function 			Box Size: 29*29*6CM Unit weight: 0.788KG 20pcs/carton G.W:13kgs Carton: 55*30*58CM USA Version Price add 15usd
165							
166							
167							
168							
169							
170	UPS No-Break Solar PoE Switch						






	A	B	C	D	E	F
171	WI-PS302G-UPS		<ul style="list-style-type: none"> * 2GE Ports UPS No-break PoE Injector * Inside battery controller for charge and dis-charge battery circulatory * PoE power budget 24W Max * Support AC90-240V IN, 12V Battery 30AH Max * 1*24V/48V PoE Output Select(30W),1 Gigabit Uplink port * 1*12V 2A Max DC Output, 1*24V/48V DC Output Select * 6KV anti-thunder, small size design for outdoor used * Working temperature -30°C~70°C 			Box Size:23*15*7cm item weight:0.5kg Unit weight: 0.85kg 20pcs/carton G.W:16.5kgs Carton:63*37*25cm
172						
173						
174						
175						
176						
177	WI-PS301-UPS		<ul style="list-style-type: none"> * 12V/24V Smart Solar Controller * Inside battery controller for 8A charge current Max charge and dis-charge battery circulatory * Support 12-24V 400W Solar Pannel Input or DC 24V Input to charge 12V 80AH Battery Max * 10hours charge full 12V 80AH lead-acid/lithium battery * 2*12V/24V DC Output, 2*DC output total 3A Max * 6KV anti-thunder, small size design for outdoor used * Working temperature -20°C~75°C * Support DIN-RAIL mounted 			Box Size: 30*20.5*5.6cm Unit weight: /carton G.W: Carton: 57*52*44cm
178						
179						
180						
181						
182						
183			<ul style="list-style-type: none"> * 5GE+1SFP Unmanaged UPS No-break PoE Switch * 3*48V PoE out(2*30W/1*60W),2*24V/48V Mixed PoE Output(30W) * Inside solar controller and battery controller for 5A charge current Max and dis-charge battery circulatory from solar Panel and DC INPUT * 10hours charge full 12V/24V 50AH lead-acid/lithium battery * Support 15-36V DC IN, 12V/24V Solar Panel Input, 12V/24V Battery 50AH Max * 6KV anti-thunder, small size design for outdoor used * Working temperature -20°C~60°C 			Box Size:27*23*7CM Unit weight: 1.55kg 20pcs/carton G.W: 33kgs Carton: 56*47*40cm
184						
185						
186						
187						
188						
189	WI-PS306GF-UPS-15A		<ul style="list-style-type: none"> * 5GE+1SFP Unmanaged UPS No-break PoE Switch * 3*48V PoE out(2*30W/1*60W),2*24V/48V Mixed PoE Output(24V 24W/48V 802.3af/at 30W) * Inside solar controller and battery controller for 15A charge current Max and dis-charge battery circulatory from solar Panel and DC INPUT * 10hours charge full 12V/24V 150AH lead-acid/lithium battery * Support 15-57V DC IN, 12V/24V Solar Panel Input, 12V/24V Battery 150AH Max * 6KV anti-thunder, small size design for outdoor used * Working temperature -20°C~60°C 			Box Size: 30*20.5*5.6cm Unit weight: 1.55kg 20pcs/carton G.W: 33kgs Carton: 56*47*40cm
190						
191						
192						
193						
194						
195	WI-PMS306GF-UPS-I		<ul style="list-style-type: none"> * 4GE+2SFP L2 managed UPS No-break Industrial PoE Switch * 2*48V PoE out(802.3BT 90W),2*24V/48V Mixed PoE Output(30W) * Inside solar controller and battery controller for 10A charge current Max and dis-charge battery circulatory from solar Panel * 10hours charge full 12V/24V 150AH lead-acid/lithium battery/lifepo4 * Support 12-57V DC IN, 12V/24V Solar Panel Input, 12V/24V Battery 150AH Max * Support monitor battery chargeing status via WEB GUI * Support QVLAN,QoS and IGMP snooping optimize voice and video application * Industrial Level 4 Protection (ESD,RS,EFT,CS) * Support fast ring ,support 30 pcs switches Max. in a cascade system ,Self-healing in 20ms Min * Support DIN-RAIL mounted * Working temperature -40°C ~ 80°C 			Box Size:24*17*8cm Unit weight: 1.6KG pcs/carton G.W: Carton: 56*47*40cm
196						
197						
198						
199						
200						

	A	B	C	D	E	F
201	WI-PMS310GF-UPS+ V2		<ul style="list-style-type: none"> * 8GE+2SFP L2 Managed UPS No-break 24V/48V Auto-detect PoE Switch * 8*24V/48V Mixed PoE Output(30W), Internal 150W power * Inside solar controller and battery controller for 20A charge and dis-charge battery circulatory from solar Panel and AC INPUT * 10hours charge full 12V/24V 200AH lead-acid/lithium battery/lifepo4 * Support QVLAN, QoS and IGMP snooping optimize voice and video application * WEB/CLI, SNMP managed modes * Support 110-250V AC IN, 12-57V Solar Panel , 12/24V Battery 200AH Max * Support monitor battery charging status via WEB GUI * Working temperature -20°C ~ 60°C 			Box Size:41*28*10cm Item weight:2.4kg Unit weight: 3kg 10pcs/carton G.W:33kgs Carton:58*44*54cm
202						
203						
204						
205						
206						
207	Wi-Fi PoE Switch					
208	WI-R3		<ul style="list-style-type: none"> AC1200Mbps Wi-Fi PoE Switch 4* 10/100Mbps RJ45 ports 11AC Wave1 2.4GHz 300Mbps+5.8Ghz 867Mbps Support 3 PoE Output for IPC when PoE Input 48V Support 3 PoE Output for IPC when DC Input 52V 100mW Power Output + 4*5dbi High Gain Antennas Wall penetration wifi design 64MB SDRAM 16MB Flash, 600Mhz CPU Included 52V 1.25A DC power adapter in packing box Support Cloud Managed 			Box Size:30.5*29.8*6.4cm Unit weight:0.55kg 20pcs/carton G.W:12.7kgs Carton:63*32*61cm
209						
210						
211						
212						
213						
214	Smart IoT Products					
215			<ul style="list-style-type: none"> * Housing IP66 and IK10 Design * 1.2mm thickness 430 Stainless Steel Material * Included Wall mounting and Pole mounting kits * Included DIN Railcircuit breaker*1pcs * Waterproof Port connectors*4pcs for RJ45 and AC cable * IPC/Wireless AP mounting hole cover*4pcs * Operating Temperature: -40 ~ 80°C; * Dimension: Overall Size 300*400*200mm; Inner Size 250*350*190mm * Multiple use for Junction, Distribution, Electrical, Battery, Control, Monitoring etc. Outdoor waterproof Enclosure Box 			Item size: 40*30*20cm Box Size:47*37*24cm Item weight:8.45kg Unit weight: 9.4kg 1pcs/carton G.W:9.3kgs Carton:47*37*24cm
216						
217						
218						
219						
220						
221			<ul style="list-style-type: none"> * Housing IP66 and IK10 Design * 1.2mm thickness 430 Stainless Steel Material * Included Wall mounting and Pole mounting kits * Included 3 mounting plate with DIN rails for customer equipment * Included DIN Railcircuit breaker*1pcs * Waterproof Port connectors*4pcs for RJ45 and AC cable * IPC/Wireless AP mounting hole cover*4pcs * Operating Temperature: -40 ~ 80°C * Dimension: Overall Size 400*600*250mm; Inner Size 350*560*240mm * Multiple use for Junction, Distribution, Electrical, Battery, Control, Monitoring etc. Outdoor waterproof Enclosure Box 			item size:61*41*26cm Box Size:69*46*29cm Item weight:14kg Unit weight: 15.5kg 1pcs/carton G.W:15.2kgs Carton:67*46*30cm
222						
223						
224						
225						
226						








	A	B	C	D	E	F
227	WI-IOTBOX03		*Housing IP66 and IK10 Design			Box Size: 50*70*30cm Unit weight:17.1kg 1pcs/carton G.W: 21.2kg Carton: 56*76*33cm
228			*1.2mm thickness 430 Stainless Steel Material			
229			*Included Wall mounting and Pole mounting kits			
230			*Included 2 fixed mounting plate with DIN rails for customer equipment			
231			*Included DIN Railcircuit breaker*1pcs			
232			*Waterproof Port connectors*4pcs for RJ45 and AC cable			
233	WI-IOT110	  	● CAT4 4G transform to Wi-Fi(2.4G 300Mbps) and wired network			Box Size: 26.5*16.8*5cm Unit weight: 0.74kgs 20pcs/carton G.W: 15kgs Carton: 53*28*35.5cm
234			● Build in 3G/4G SIM card slot, support LTE-TDD/LTE-FDD, WCDMA/CDMA and GSM networking			
235			● 128MB DDR2, 16MB Flash			
236			● With 5dBi omni 4G antenna, 2*5dBi WiFi antenna			
237			● Support 2 PoE Output for IPC when with Input 48-52V			
238			● Integrated 1 RS-485 and 1 RS-232 communication interface			
239	Alien series 24-48v WISP PoE Switch(Wi-Tek Smart PoE Tech for WISP)					
240	WI-PS310GF-Alien		* 8GE+2SFP Unmanaged 24V/48V Auto-detect PoE Switch			item size:21*14*4.5cm Box Size:27.5*22*7cm Item weight:1.05kg Unit weight: 1.7kg 20pcs/carton G.W:34.5kgs Carton:57*48*41cm
241			* Wi-Tek Smart PoE Tech support 8*24/48V PoE output via auto-detect			
242			* Support 48V 802.3af/at and 24V Passive PoE both			
243			* Support overcurrent protection/short-circuit protection			
244			* 2SFP fiber port for fiber uplink port up 20KM			
245			* Internal 150W power,dual PoE voltage output design			
246	WI-PMS310GF-Alien		* 8GE+2SFP L2 managed 24V/48V Auto-detect PoE Switch			item size:21*14*4.5cm Box Size:27*23*7cm Item weight:1.1kg Unit weight: 1.7kg 20/pcs/carton G.W:35/kgs Carton:56*47*40cm
247			* Support 48V 802.3af/at and 24V Passive PoE both			
248			* Wi-Tek Smart PoE Tech support 8*24/48V PoE output via auto-detect and select in software			
249			* Support overcurrent protection/short-circuit protection			
250			* Internal 150W power,dual PoE voltage output design			
251			* Support QVLAN,QoS and IGMP snooping optimize voice and video application			
252	WI-PMS310GF- Alien-I V2		* 8GE+2SFP L2 managed industrial 24V/48V Auto-detect PoE Switch			Box Size:52*38*9cm Unit weight:3.5kg 5pcs/carton G.W:23.5kgs Carton:54*40*50cm Meanwell External PSU MDR-60-48 / 19USD NDR-120-48 / 26USD
253			*Wi-Tek Smart PoE Tech support 24/48V(30W) PoE output via auto-detect and select in software for Port 3-8			
254			* Support 60W Hi-PoE for Port 1-2			
255			*Buffer reaches 4Mbit, Support 4K high-definition video transmission			
256			*Support fast ring, support 30 pcs switches Max. in a cascade system ,Self-healing in 20ms Min			
			*Industrial Level 4 Protection (ESD,RS,EFT,CS);			
	*DC Input 9-52V ,can work with Smart Solar Controller					
	*Support DIN-RAIL mounted					
	* Working temperature -40°C ~ 80°C					







	A	B	C	D	E	F
257	WI-POE60-24V		<ul style="list-style-type: none"> * 2*1000Mbps RJ45 Ports with 1*48V 802.3af/at PoE IN, 1*24V (30W) PoE Out * Support Passive PoE 24V Output * Support DC 36-60V Input * Delivers power up to 100 meters * Auto-determine the necessary power requirements * Plug-and-Play, no configuration * Short Circuit Protection * Mini Plastic case design * Working temperature -10°C ~ 55°C 			item size:8.8*3.8*2.5cm Box Size:11.5*4.5*3cm Unit weight:0.1kg 无标准箱 pcs/carton G.W:/kgs Carton:/cm
258						
259						
260						
261						
262						
263	WI-POE61-24V		<ul style="list-style-type: none"> * 2*1000Mbps RJ45 Ports with 1*48V 802.3af/at PoE IN, 1*24V (30W) PoE Out * Support Passive PoE 24V Output * Support DC 36-60V Input * Delivers power up to 100 meters * Auto-determine the necessary power requirements * Plug-and-Play, requires no configuration * Short Circuit Protection * Iron case design * Working temperature -10°C ~ 70°C 			item size:8.5*8.5*3cm Box Size:13*10*4cm Item weight:0.15kg Unit weight: 0.25kg pcs/carton G.W:/kgs Carton:/cm
264						
265						
266						
267						
268						
269	WI-POE90X		<ul style="list-style-type: none"> * 2*1000Mbps RJ45 Ports with 1*24V PoE IN, 1*48V 802.3af/at PoE Out * Support 802.3af/at PoE 48V output * Support Passive PoE 24V Input(45+78-) * Support DC 12-57V Input,can work with Smart Solar Controller * Delivers power up to 100 meters * Auto-determine the necessary power requirements * Plug-and-Play, no configuration * Short Circuit Protection * Iron case design * Working temperature -10°C ~ 70°C 			Box Size:12.5*9.6*4.2cm Unit weight:0.205kg 无货pcs/carton G.W:/kgs Carton:/cm
270						
271						
272						
273						
274						
275	Outdoor Waterproof 802.3af/at PoE Switch					
276	WI-PS210G-O V2		<ul style="list-style-type: none"> * 6FE(PoE)+2GE(Hi-PoE 60W) +2GE Uplink +1SFP Outdoor PoE Switch with 8Port PoE+Watchdog * IP65 Weatherproof enclosure, -30 ~70°C working temperature * Port 1-6 supports PoE IEEE 802.3af/at 30W for compliant PDs, Port 7-8 support 802.3bt 60W PoE Output * All-in-one for easy installation * 120W Internal Power / 6KV PoE Surge Protection * 10KV AC Surge Protection 			Box Size: 35*32*13CM Unit Weight: 1.95kg 5pcs/carton G.W:10.75kgs Carton:36*66*37cm
277						
278						
279						
280						
281						
282	WI-PS310GF-O		<ul style="list-style-type: none"> * 6GE(PoE)+2GE(Hi-PoE 60W)+2GE Uplink+2SFP Outdoor PoE Switch with 8 Ports PoE+ Watchdog * IP65 Weatherproof enclosure, -30 ~70°C working temperature * Port 1-6 supports PoE IEEE 802.3af/at 30W for compliant PDs, Port 7-8 support 802.3bt 60W PoE Output * All-in-one for easy installation * 120W Internal Power / 6KV PoE Surge Protection * 10KV AC Surge Protection 			Box Size:35*13*31cm Item weight:1.35kg unit weight: 1.9kg 5pcs/carton G.W:10.75kgs Carton:66*36*37cm
283						
284						
285						
286						
287						

	A	B	C	D	E	F
288	 WI-PS306GF-O		<ul style="list-style-type: none"> * 4GE(PoE)+1GE+1SFP Gigabit Outdoor PoE Switch * IP65 Weatherproof enclosure, -30 ~70°C working temperature * All-in-one for easy installation * Supports PoE IEEE802.3 af/at for compliant PDs * 65W Internal Power / 6KV PoE Surge Protection * 10KV AC Surge Protection 		Box Size:38*25*9cm Unit weight:1.3kg 5pcs/carton G.W:6.9kgs Carton:46*40*27cm	
289						
290						
291						
292						
293						
294	WI-PS306GF-O-DC		<ul style="list-style-type: none"> * 4GE(PoE out)+1GE(60W PoE in)+1SFP Gigabit Outdoor PoE Switch * Port 1: 10/100/1000Mbps 802.3bt PoE 60W input * Port 2: 10/100/1000Mbps Passive 24V 0.5A PoE output * Port 3-5: 10/100/1000Mbps RJ-45port with 802.3af/at PoE 30W output * IP65 Weatherproof enclosure, -30 ~70°C working temperature * Support DC Input: DC 48~52V * 65W Power budget Max * 6KV PoE Surge Protection 		Box Size:25*16*8cm Item weight:0.4kg Unite weight: 0.7kg 10pcs/carton G.W:7kgs Carton:43*33*27cm	
295						
296						
297						
298						
299						
300	 WI-PS309GF-O		<ul style="list-style-type: none"> * 8GE(PoE)+2SFP Gigabit Outdoor PoE Switch * IP65 Weatherproof enclosure, -30 ~70°C working temperature * All-in-one for easy installation * Supports PoE IEEE802.3 af/at for compliant PDs * 120W Internal Power / 6KV PoE Surge Protection * 10KV AC Surge Protection 		Box Size:38*25*9cm item tweight:1.05kg Unit weight: 1.5kg 5pcs/carton G.W:7.5kgs Carton:47*40*27cm	
301						
302						
303						
304						
305						
306	 WI-PS205-O		<ul style="list-style-type: none"> * 4FE(PoE)+1FE Outdoor PoE Switch * Support working mode default (100 meters with 100Mbps) and CCTV (250m PoE+Port VLAN) * IP65 Weatherproof enclosure, -30 ~70°C working temperature * All-in-one for easy installation * Supports PoE IEEE802.3 af/at for compliant PDs * 60W Internal Power / 6KV PoE Surge Protection * 10KV AC Surge Protection 		Box Size:38*25*9cm item weight:1.2kg Unit weight: 1.5kg 5pcs/carton G.W:6.6kgs Carton:47*40*27cm	
307						
308						
309						
310						
311						
312	 WI-PS209-O		<ul style="list-style-type: none"> * 8FE(PoE)+1FE Outdoor PoE Switch * Support working mode Default and VLAN * Default: The speed of PoE ports can be auto negotiated based on distance.(Distance <100 meters,100Mbps; 100< Distance >250 meters,10Mbps) * IP65 Weatherproof enclosure, -30 ~70°C working temperature * All-in-one for easy installation * Supports PoE IEEE802.3 af/at for compliant PDs * 120W Internal Power / 6KV PoE Surge Protection * 10KV AC Surge Protection 		Box Size:38*25*9cm item weight:1.35kg Unit weight: 1.5kg 5pcs/carton G.W:7.2kgs Carton:47*40*27cm	
313						
314						
315						
316						
317						







	A	B	C	D	E	F
318	WI-PCMS310GF-O		<ul style="list-style-type: none"> * 8GE+2SFP Full Giga 802.3af/at Cloud L2 Managed Outdoor PoE Switch with 8Port PoE * Support PoE power up to 30W per port, configure PoE, VLAN in the cloud, restart PoE port and email notification of network alarm information, etc. * Support PoE IEEE 802.3af/at compatible PD * Internal power adapter supplies 120W * Support IP65 waterproof and dustproof *Support anti-loop to prevent the entire switch from being flooded by broadcast storms, causing network collective paralysis. * Cloud/WEB/CLI management mode, SNMP, RMON bring rich management functions * Support google Map viewing, let users know the location of the project, easy to manage * Discover ONVIF IP cameras and view network topology with Gateway/AC, AP, Switch, Cloud IPC 			Box Size:38*25*9cm item weight:1.35kg Unit weight: 1.5kg 5pcs/carton G.W:7.2kgs Carton:47*40*27cm
319						
320						
321						
322						
323						
324	250meters Economic 802.3af/at PoE Switch for CCTV					
325		<ul style="list-style-type: none"> * 4FE+2FE Uplink Ports 250M Long Range PoE Switch with 4PoE Port * Supports PoE power up to 30W for each port * Supports PoE IEEE 802.3af/at compliant PDs * Internal power adapter supply 40W * Support working mode CCTV (250m PoE+Port VLAN) * 2K entry MAC address table with auto-learning and auto-aging * Realtek Switch Chipset guarantee stable performance * Supports smart watchdog function to monitor compliant PD 			Box Size: 20*17*6CM Unit weight: 0.7kg 20cs/carton G.W: 14.5kgs Carton: 41*33*36CM (Wall-mounted)	
326						
327						
328						
329						
330						
331		<ul style="list-style-type: none"> * 8FE+2FE Uplink Ports 250M Long Range PoE Switch with 8Port PoE * Supports PoE power up to 30W for each port * Supports PoE IEEE 802.3af/at compliant PDs * Internal power adapter supply 65W * Support working mode CCTV (250m PoE+Port VLAN) * 4K entry MAC address table with auto-learning and auto-aging * Realtek Switch Chipset guarantee stable performance * Supports smart watchdog function to monitor compliant PD 			item size:16.8*9.4*3.2cm Box Size:20*17*6cm item weight:0.5kg unit weight: 0.9kg 20pcs/carton G.W:18.5kgs Carton:41*33*36cm (Wall-mounted)	
332						
333						
334						
335						
336						
337		<ul style="list-style-type: none"> * 16FE+1GE+1Combo SFP Ports 250M Long Range PoE Switch with 16Port PoE * Supports PoE power up to 30W for each port * Supports PoE IEEE 802.3af/at compliant PDs * Internal power adapter supply 150W * Support working mode CCTV (250m PoE+Port VLAN) and VLAN * 8K entry MAC address table with auto-learning and auto-aging * Realtek Switch Chipset guarantee stable performance * Supports smart watchdog function to monitor compliant PD 			item size:28*18*4.5cm Box Size: 37.5*23.5*8cm item weight:1.8kg unit weight: 2.55kg 5pcs/carton G.W:13kgs Carton:43*39*26cm (Rack-mounted)	
338						
339						
340						
341						
342						
343		<ul style="list-style-type: none"> * 24FE+1G+1Combo SFP Ports 250M Long Range PoE Switch with 24Port PoE * Supports PoE power up to 30W for each port * Supports PoE IEEE 802.3af/at compliant PDs * Internal power adapter supply 200W * Support working mode VLAN and Extend (250m PoE) * 8K entry MAC address table with auto-learning and auto-aging * Realtek Switch Chipset guarantee stable performance * Supports smart watchdog function to monitor compliant PD 			item size:28*18*4.5cm Box Size:38*23.5*8cm item weight:1.85kg unit weight: 2.6kg 5pcs/carton G.W:14kgs Carton:43*39*27cm (Rack-mounted)	
344						
345						
346						
347						
348						

	A	B	C	D	E	F
349	WI-PS305GH		<ul style="list-style-type: none"> * 4GE+1GE Ports 250M Long Range PoE Switch with 4Port PoE * Supports PoE power up to 30W for each port * Supports PoE IEEE 802.3af/at compliant PDs * Support working mode CCTV (250m PoE+Port VLAN) and VLAN * Internal power adapter supply 45W * 4K entry MAC address table with auto-learning and auto-aging * Realtek Switch Chipset guarantee stable performance * Supports smart watchdog function to monitor compliant PD 		item size:14*7.6*2.7cm Box Size:20*17*6.5cm item weight:0.35kg unit weight: 0.75kg 20pcs/carton G.W:15.5kgs Carton:41*33*36cm (Wall-mounted)	
350						
351						
352						
353						
354						
355	WI-PS308GH V2		<ul style="list-style-type: none"> * 8GE+2GE Ports 250M Long Range PoE Switch with 8Port PoE * Supports PoE power up to 30W for each port * Supports PoE IEEE 802.3af/at compliant PDs * Support working mode CCTV (250m PoE+Port VLAN) and VLAN * Internal power adapter supply 65W * 4K entry MAC address table with auto-learning and auto-aging * Realtek Switch Chipset guarantee stable performance * Supports smart watchdog function to monitor compliant PD 		Box Size: 20*17*6.5CM Unit weight: 0.95kg 20pcs/carton G.W: 19kgs Carton: 40*33*36cm (Wall-mounted)	
356						
357						
358						
359						
360						
361	WI-PS309GFH		<ul style="list-style-type: none"> * 8GE+1GE+1SFP 250M Long Range PoE Switch with 8Port PoE * Supports PoE power up to 30W for each port * Supports PoE IEEE 802.3af/at compliant PDs * Support working mode CCTV (250m PoE+Port VLAN) and VLAN * Internal power adapter supply 65W * 4K entry MAC address table with auto-learning and auto-aging * Realtek Switch Chipset guarantee stable performance * Supports smart watchdog function to monitor compliant PD 		item size:17*9.5*3cm Box Size:20*17*6cm item weight:0.5kg unit weight: 0.9kg 20pcs/carton G.W:18.5kgs Carton:41*33*36cm (Wall-mounted)	
362						
363						
364						
365						
366						
367	WI-PS318GFH		<ul style="list-style-type: none"> * 16GE+2Combo SFP 250M Long Range PoE Switch with 16Port PoE * Supports PoE power up to 30W for each port * Supports PoE IEEE 802.3af/at compliant PDs * Support working mode CCTV (250m PoE+Port VLAN) and VLAN * Internal power adapter supply 200W * 8K entry MAC address table with auto-learning and auto-aging * Realtek Switch Chipset guarantee stable performance * Supports smart watchdog function to monitor compliant PD 		item size:28*18*4.5cm Box Size:38*23.5*8cm item weight:1.8kg unit weight: 2.55kg 5pcs/carton G.W:13.5kgs Carton:43*39*27cm (Rack-mounted)	
368						
369						
370						
371						
372						
373	WI-PS326GFH		<ul style="list-style-type: none"> * 24GE+2SFP 250M Long Range PoE Switch with 24Port PoE * Supports PoE power up to 30W for each port * Supports PoE IEEE 802.3af/at compliant PDs * Support working mode CCTV (250m PoE+Port VLAN) and VLAN * Internal power adapter supply 280W * 8K entry MAC address table with auto-learning and auto-aging * Realtek Switch Chipset guarantee stable performance * Supports smart watchdog function to monitor compliant PD 		item size:44.3*21*4.5cm Box Size:51*35*10cm item weight:2.45kg unit weight: 3.45kg 5pcs/carton G.W:18.5kgs Carton:53*49*38cm (Rack-mounted)	
374						
375						
376						
377						
378						
379	250meters Hi-PoE Long-Range PoE Switch for CCTV(Watchdog function)					





	A	B	C	D	E	F
380	WI-PS205 V3	Silver series 	<ul style="list-style-type: none"> * 4FE+2FE uplink 250m Long Range PoE Switch with 4 PoE Port * Supports smart PoE watchdog function to monitor compliant PD * Port 1 supports Hi-PoE power up to 60W fit IEEE 802.3bt compliant PDs * Port 2-4 supports PoE 30W fit IEEE 802.3af/at compliant PDs * Internal power adapter supply 65W * Support 250meters Long range PoE Transmit * 2K entry MAC address table with auto-learning and auto-aging 			Box Size: 25*19.5*6cm Unit weight: 0.9kg 20 pcs/carton G.W: 21kgs Carton: 50.5*32*40cm
381						
382						
383						
384						
385						
386	 WI-PS205 V4	External Power adapter 	<ul style="list-style-type: none"> * 4FE+2FE uplink 250M Long Range PoE Switch with 4PoE Port * Supports smart watchdog function to monitor compliant PD * Port 1 supports Hi-PoE power up to 60W fit IEEE 802.3bt compliant PDs * Port 2-4 supports PoE 30W fit IEEE 802.3af/at compliant PDs * Support working mode CCTV (250m PoE+Port VLAN+QoS) and VLAN * External power adapter supply 65W (included) * Support 250meters Long range PoE Transmit * Support Smart QoS for Video data priority * Realtek Switch Chipset+TI PoE Chipset guarantee stable performance 			Box Size: 20.1*19.5*6CM Unit weight: 0.75kg 10pcs/carton G.W: 22.2kgs Carton: 42.3*32.3*21.8cm (Wall- Mounted)
387						
388						
389						
390						
391						
392	WI-PS210 V3	Silver series 	<ul style="list-style-type: none"> * 8FE+2FE uplink 250m Long Range PoE Switch with 8Port PoE * Supports smart watchdog function to monitor compliant PD * Port 1 supports Hi-PoE power up to 60W fit IEEE 802.3bt compliant PDs * Port 2-8 supports PoE 30W fit IEEE 802.3af/at compliant PDs * Internal power adapter supply 120W * Support 250meters Long range PoE Transmit * 2K entry MAC address table with auto-learning and auto-aging 			Box Size: 25*19.5*6cm Unit weight: 1kg 20 pcs/carton G.W: 23kgs Carton: 50.5*32*40cm
393						
394						
395						
396						
397						
398	 WI-PS210 V4	External Power adapter 	<ul style="list-style-type: none"> * 8FE+2FE uplink 250M Long Range PoE Switch with 8Port PoE * Supports smart watchdog function to monitor compliant PD * Port 1 supports Hi-PoE power up to 60W fit IEEE 802.3bt compliant PDs * Port 2-8 supports PoE 30W fit IEEE 802.3af/at compliant PDs * Support working mode CCTV (250m PoE+Port VLAN+QoS) and VLAN * External power adapter supply 108W (included) * Support 250meters Long range PoE Transmit * Support Smart QoS for Video data priority * Realtek Switch Chipset+TI PoE Chipset guarantee stable performance 			Box Size: 20.4*20*6.2cm Unit weight: 0.95kg 10pcs/carton G.W: 10kgs Carton: 42*32*22cm (Wall- Mounted)
399						
400						
401						
402						
403						
404	WI-PS210G V3	Silver series 	<ul style="list-style-type: none"> * 8FE+2GE uplink 250m Long Range PoE Switch with 8Port PoE * Supports smart watchdog function to monitor compliant PD * Port 1 supports Hi-PoE power up to 60W fit IEEE 802.3bt compliant PDs * Port 2-8 supports PoE 30W fit IEEE 802.3af/at compliant PDs * Internal power adapter supply 120W * Support 250meters Long range PoE Transmit * 2K entry MAC address table with auto-learning and auto-aging 			Box Size: 25*19.5*6cm Unit weight: 1kg 20 pcs/carton G.W: 23kgs Carton: 50.5*32*40cm
405						
406						
407						
408						
409						








	A	B	C	D	E	F
410	 WI-PS210G V4		<ul style="list-style-type: none"> * 8FE+2GE uplink 250M Long Range PoE Switch with 8Port PoE * Supports smart watchdog function to monitor compliant PD * Port 1 supports Hi-PoE power up to 60W fit IEEE 802.3bt compliant PDs * Port 2-8 supports PoE 30W fit IEEE 802.3af/at compliant PDs * Support working mode CCTV (250m PoE+Port VLAN+QoS) and VLAN * Internal power adapter supply 120W * Support 250meters Long range PoE Transmit * Support Smart QoS for Video data priority * Realtek Switch Chipset+TI PoE Chipset guarantee stable performance 		Box Size: 27*22*6.7cm Unit weight: 1.2kg 20pcs/carton G.W: 26kgs Carton: 56*47*40cm (Wall- Mounted)	
411						
412						
413						
414						
415						
416	 WI-PS518G V4		<ul style="list-style-type: none"> * 16FE+1GE+1Combo SFP 250M Long Range PoE Switch with 16Port PoE * Supports smart watchdog function to monitor compliant PD * Port 1-2 supports Hi-PoE power up to 60W fit IEEE 802.3bt compliant PDs * Port 3-16 supports PoE 30W fit IEEE 802.3af/at compliant PDs * Support working mode CCTV (250m PoE+Port VLAN+QoS) and VLAN * Internal power adapter supply 200W(upgraded) * Support 250meters Long range PoE Transmit * 8K entry MAC address table with auto-learning and auto-aging * Support Smart QoS for Video data priority * Realtek Switch Chipset+TI PoE Chipset guarantee stable performance 		Box Size: 37.8*23.5*8.5cm Unit weight: 2.35kg 10pcs/carton G.W: 13kgs Carton: 43*38.5*26cm	
417						
418						
419						
420						
421						
422	 WI-PS526G V4		<ul style="list-style-type: none"> * 24FE+ 2Combo SFP 250M Long Range PoE Switch with 24Port PoE * Supports smart watchdog function to monitor compliant PD * Port 1-2 supports Hi-PoE power up to 60W fit IEEE 802.3bt compliant PDs * Port 3-24 supports PoE 30W fit IEEE 802.3af/at compliant PDs * Support working mode CCTV (250m PoE+Port VLAN+QoS) and VLAN * Internal power adapter supply 270W(upgraded) * Support 250meters Long range PoE Transmit * 8K entry MAC address table with auto-learning and auto-aging * Support Smart QoS for Video data priority * Realtek Switch Chipset+TI PoE Chipset guarantee stable performance 		item size:44*21*5cm Box Size:50*32*7.5cm item weight:3.0kg unit weight: 3.5kg 5pcs/carton G.W:18.5kgs Carton:51*39*35cm	
423						
424						
425						
426						
427						
428	Full Gigabit 48V 802.3af/at PoE Switch					
429	WI-PS305G		<ul style="list-style-type: none"> * 4GE+2GE uplink Full Giga 802.3af/at PoE Switch with 4Port PoE * Supports smart watchdog function to monitor compliant PD * Support 250meters Long range PoE Transmit for Port 1-2 * Supports 802.3bt 60W Hi PoE standard for Port 1 * Supports PoE IEEE 802.3af/atcompliant PDs * Internal power adapter supply 65W * LED indicators for LINK/ACT,Power, PoE Status, 100/1000Mbps * Support working mode VLAN and Extend (250m PoE) * 2K entry MAC address table with auto-learning and auto-aging 		Box Size:27.5*22.5*7cm Item Size:19.3*13.4*3.7cm Unit weight:1.0kg 20pcs/carton G.W:24kgs Carton:56*47.5*38cm	
430						
431						
432						
433						
434						
435	WI-PS310GF		<ul style="list-style-type: none"> * 8GE+2SFP uplink Full Giga 802.3af/at PoE Switch with 8Port PoE * Supports PoE power up to 30W for each port * Supports PoE IEEE 802.3af/atcompliant PDs * Internal power adapter supply 150W * Support DC IN 48-55V * LED indicators for LINK/ACT,Power, PoE Status, 100/1000Mbps * 4K entry MAC address table with auto-learning and auto-aging * Support working mode VLAN and Extend (250m PoE) 		Box Size:27*22.3*7cm Item Size:21*14.5*4.8cm Unit weight:1.55kg 10pcs/carton G.W:33.5kgs Carton:56*47*40cm	
436						
437						
438						
439						
440						




	A	B	C	D	E	F
441	WI-PS318GF		<ul style="list-style-type: none"> * 16GE+2SFP uplink Full Giga 802.3af/at PoE Switch with 16Port PoE * Supports PoE power up to 30W for each port * Supports PoE IEEE 802.3af/atcompliant PDs * Internal power adapter supply 350W * LED indicators for LINK/ACT,Power, PoE Status, 100/1000Mbps * 8K entry MAC address table with auto-learning and auto-aging * Support working mode VLAN and CCTV (QoS) 		Box Size:51.5*38*9.6cm Item Size:44.1*29.5*4.9cm Unit weight:3.25kg 5pcs/carton G.W:23kgs Carton:53.5*40.5*51.5cm	
442						
443						
444						
445						
446						
447	WI-PS326GF		<ul style="list-style-type: none"> * 24GE+2SFP Full Giga 802.3af/at PoE Switch with 24Port PoE * Supports PoE power up to 30W for each port * Supports PoE IEEE 802.3af/atcompliant PDs * Internal power adapter supply 400W * LED indicators for LINK/ACT,Power, PoE Status, 100/1000Mbps * 8K entry MAC address table with auto-learning and auto-aging * Support working mode VLAN and CCTV (QoS) 		Box Size:51.5*38*9.5cm Item Size:44*29.5*4.8cm Unit weight:4.12kg 5pcs/carton G.W:22kgs Carton:54*40.5*50.5cm	
448						
449						
450						
451						
452						
453	WI-PS328GF Project model Delivery time 3weeks		<ul style="list-style-type: none"> * 24GE+4Combo SFP Full Giga 802.3af/at PoE Switch with 24Port PoE * Supports PoE power up to 30W for each port * Supports PoE IEEE 802.3af/atcompliant PDs * Internal power adapter supply 400W * LED indicators for LINK/ACT,Power, PoE Status, 100/1000Mbps * 8K entry MAC address table with auto-learning and auto-aging 		Box Size:51.5*38*9.5cm Item Size:44.2*29.5*5cm Unit weight:4.2kg 5pcs/carton G.W:23kgs Carton:53*53*40cm	
454						
455						
456						
457						
458						
459	WI-PS348G Project model Delivery time 3weeks		<ul style="list-style-type: none"> * 48GE Full Giga 802.3af/at PoE Switch with 48Port PoE * Supports PoE power up to 30W for each port * Supports PoE IEEE 802.3af/atcompliant PDs * Internal power adapter supply 600W * LED indicators for LINK/ACT,Power, PoE Status, 100/1000Mbps * 8K entry MAC address table with auto-learning and auto-aging 		Box Size:51.5*38*10cm Item Size:44.5*30.8*4.8cm Unit weight:5.2kg 5pcs/carton G.W:29kgs Carton:54*39.5*50.5cm	
460						
461						
462						
463						
464						
465	SNMP Managed Gigabit 48V 802.3af/at PoE Switch					
466	WI-PMS318GF		<ul style="list-style-type: none"> * 16GE+2SFP Full Giga 802.3af/at L2 Managed PoE Switch with 16Port PoE * Supports PoE power up to 30W for each port * Supports PoE IEEE 802.3af/at compliant PDs * Internal power adapter supply 350W * WEB/CLI managed modes, SNMP, RMON bring abundant management features * Support QVLAN,QoS and IGMP snooping optimize voice and video application 		Box Size:52*37.5*9.5cm Unit weight: 4.6kg 5pcs/carton G.W: 25kgs Carton: 53*53*40cm	
467						
468						
469						
470						
471						
472	WI-PMS326GF		<ul style="list-style-type: none"> * 24GE+2SFP Full Giga 802.3af/at L2 Managed PoE Switch with 24Port PoE * Supports PoE power up to 30W for each port * Supports PoE IEEE 802.3af/at compliant PDs * Internal power adapter supply 400W * WEB/CLI managed modes, SNMP, RMON bring abundant management features * Support QVLAN,QoS and IGMP snooping optimize voice and video application 		Box Size:51.5*38*10cm Item Size:44.1*29.3*5cm Unit G.W.:4.2kg 5pcs/carton G.W:23kgs Carton: 55*41*51cm	
473						
474						
475						
476						
477						


	A	B	C	D	E	F
478	WI-PMS328GF Project model Delivery time 3weeks		* 24GE+4Combo SFP Full Giga 802.3af/at L2 Managed PoE Switch with 24Port PoE * Supports PoE power up to 30W for each port * Supports PoE IEEE 802.3af/at compliant PDs * Internal power adapter supply 400W * WEB/CLI managed modes, SNMP, RMON bring abundant management features * Support QVLAN,QoS and IGMP snooping optimize voice and video application			Box Size:52*37.5*9.5cm Unit weight: 4.2kg 5pcs/carton G.W: 22.5kgs Carton: 53*53*40cm
479						
480						
481						
482						
483						
484	WI-PMS552F Project model Delivery time 3weeks		* 48GE+4*10G SFP+ 802.3af/at L2+ Managed PoE Switch with 48Port PoE * Supports PoE power up to 30W for each port * Supports PoE IEEE 802.3af/at compliant PDs * Internal power adapter supply 600W * WEB/CLI managed modes, SNMP, RMON bring abundant management features * Support QVLAN,QoS and IGMP snooping optimize voice and video application			Box Size:52*37.5*9.5cm Unit weight: 4.2kg 5pcs/carton G.W: 22.5kgs Carton: 53*53*40cm
485						
486						
487						
488						
489						
490	Gigabit Ethernet Switch					
491	WI-SG105 V2		<ul style="list-style-type: none"> • 4 100/1000Mbps RJ45 Ethernet ports, 1 100/1000Mbps RJ45 Uplink port • Plug and play, zero configuration • Supports desktop or wall mount replacement • Smart DIP Switch: Port VLAN mode,Extend mode • Silent operation ideal for noise sensitive environment 			Box Size:21.5*17.5*4.5cm Item Size:14*7.8*2.4cm Unit weight:0.6kg 50pcs/carton G.W:26kgs Carton: 54*40*52cm
492						
493						
494						
495						
496						
497	WI-SG108 V2		<ul style="list-style-type: none"> • 6 100/1000Mbps RJ45 Ethernet ports, 2 100/1000Mbps RJ45 Uplink ports • Plug and play, zero configuration • Supports desktop or wall mount replacement • Smart DIP Switch: Port VLAN mode,Extend mode • Silent operation ideal for noise sensitive environment 			Box Size: 17.4*12.2*6.4 cm Unit weight:0.27 kg pcs/carton G.W: 21 kgs Carton: 52*32*40 cm
498						
499						
500						
501						
502						
503	WI-SG116D V1		* 16xGigabit Desktop Ethernet Switch * 16 Auto-Negotiation, Auto-MDI/MDIX Ethernet ports provide smart switching * Standard 13-inch Desktop steel case * Plug and Play design simplifies installation * Plans different power output for different cable lengths * Complies with IEEE 802.3, IEEE 802.3u, IEEE 802.3x standards * Support Port VLAN mode and QoS			Box Size:26*18.5*17cm Item Size:21.3*10.5*4.5cm Unit weight:1.1kg 20pcs/carton G.W:21.7kgs Carton: 56*47*30cm
504						
505						
506						
507						
508						
509	WI-SG116D V2		* 16xGigabit Desktop Ethernet Switch * Support Port VLAN mode and loop detection * 16 Auto-Negotiation, Auto-MDI/MDIX Ethernet ports provide smart switching * Standard 13-inch Desktop steel case * Plug and Play design simplifies installation * Plans different power output for different cable lengths * Complies with IEEE 802.3, IEEE 802.3u, IEEE 802.3x standards			Box Size:32*26.5*8.5cm Item Size:27*18*4.5cm Unit weight:1.75kg 10pcs/carton G.W:18kgs Carton: 55*44*34cm
510						
511						
512						
513						
514						





	A	B	C	D	E	F
515	WI-SG124D V1		<ul style="list-style-type: none"> * 24xGigabit Desktop Ethernet Switch * 24 Auto-Negotiation, Auto-MDI/MDIX Ethernet ports provide smart switching * Standard 13-inch Desktop steel case * Plug and Play design simplifies installation * Plans different power output for different cable lengths * Complies with IEEE 802.3, IEEE 802.3u, IEEE 802.3x standards * Support Port VLAN mode and QoS 		<ul style="list-style-type: none"> Box Size: 38.5*22*10cm Item Size:30.5*14.2*4.5cm Unit weight:1.75kg 10pcs/carton G.W:18.7kgs Carton:54*39*52cm 	
516						
517						
518						
519						
520						
521	WI-SG124D V2		<ul style="list-style-type: none"> * 24xGigabit Desktop Ethernet Switch * Support Port VLAN mode and loop detection * 24 Auto-Negotiation, Auto-MDI/MDIX Ethernet ports provide smart switching * Standard 13-inch Desktop steel case * Plug and Play design simplifies installation * Plans different power output for different cable lengths * Complies with IEEE 802.3, IEEE 802.3u, IEEE 802.3x standards 		<ul style="list-style-type: none"> Box Size: 32*27*9cm Item Size:27*18.2*4.4cm Unit weight:1.85kg 10pcs/carton G.W:18.75kgs Carton:45*55*34cm 	
522						
523						
524						
525						
526						
527	WI-SG116 V2		<ul style="list-style-type: none"> * 16xGigabit rack-mountable Ethernet Switch * 16 Auto-Negotiation, Auto-MDI/MDIX Ethernet ports provide smart switching * Standard 19-inch rack-mountable steel case * Plug and Play design simplifies installation * Plans different power output for different cable lengths * Complies with IEEE 802.3, IEEE 802.3u, IEEE 802.3x standards * Support Port VLAN mode and QoS 		<ul style="list-style-type: none"> Box Size: 51.5*22.5*10cm Item Size:44*14*4.5cm Unit weight:2.15kg 8pcs/carton G.W:19.5kgs Carton:55*51*41cm 	
528						
529						
530						
531						
532						
533	WI-SG124 V2		<ul style="list-style-type: none"> * 24xGigabit rack-mountable Ethernet Switch * 24 Auto-Negotiation, Auto-MDI/MDIX Ethernet ports provide smart switching * Standard 19-inch rack-mountable steel case * Plug and Play design simplifies installation * Plans different power output for different cable lengths * Complies with IEEE 802.3, IEEE 802.3u, IEEE 802.3x standards * Support Port VLAN mode and QoS 		<ul style="list-style-type: none"> Box Size: 51.5*22.5*10cm Item Size:44*14*4.3cm Unit weight:2.25kg 8pcs/carton G.W:20.34kgs Carton:54*40*50cm 	
534						
535						
536						
537						
538						
539	WI-SG116F V2		<ul style="list-style-type: none"> * 16GE+2SFP Full Giga rack-mountable Ethernet Switch * 18 Auto-Negotiation, Auto-MDI/MDIX Ethernet ports provide smart switching * Standard 19-inch rack-mountable steel case * Plug and Play design simplifies installation * Plans different power output for different cable lengths * Complies with IEEE 802.3, IEEE 802.3u, IEEE 802.3x standards * Support Port VLAN mode and QoS 		<ul style="list-style-type: none"> Box Size: 52*22,5*9.5cm Item Size:44*14.3*4.5cm Unit weight:2.15kg 8pcs/carton G.W:19.67kgs Carton:54*40*51cm 	
540						
541						
542						
543						
544						
545	WI-SG124F V2		<ul style="list-style-type: none"> * 24GE+2SFP Full Giga rack-mountable Ethernet Switch * 26 Auto-Negotiation, Auto-MDI/MDIX Ethernet ports provide smart switching * Standard 19-inch rack-mountable steel case * Plug and Play design simplifies installation * Plans different power output for different cable lengths * Complies with IEEE 802.3, IEEE 802.3u, IEEE 802.3x standards * Support Port VLAN mode and QoS 		<ul style="list-style-type: none"> Box Size:52*22.5*9.5cm Item Size:44*14*4.5cm Unit weight:2.15kg 8pcs/carton G.W:20.1kgs Carton:54*41*521cm 	
546						
547						
548						
549						
550						

	A	B	C	D	E	F
551	WI-SG148		<ul style="list-style-type: none"> * 48GE Full Giga rack-mountable Ethernet Switch * 48 Auto-Negotiation, Auto-MDI/MDIX Ethernet ports provide smart switching * Standard 19-inch rack-mountable steel case * Plug and Play design simplifies installation * Plans different power output for different cable lengths * Complies with IEEE 802.3, IEEE 802.3u, IEEE 802.3x standards 			Box Size:53*39*10cm Item Size:44.1*25.2*4.6cm Unit weight:4.45kg 5pcs/carton G.W:20.1kgs Carton:54*40*51cm
552						
553						
554						
555						
556						
557	2.5G/10G					
558	WI-SG505G		<ul style="list-style-type: none"> * 5x2.5G Ethernet Switch with steel case * 5 Auto-Negotiation, Auto-MDI/MDIX Ethernet ports provide smart switching * Non-blocking switching architecture enables full wire-speed packets forwarding and filtering * Fanless design ensures quiet operation without disturbing your family 			Box Size:27*22*7cm Item Size:16*11.4*3cm Unit weight:0.95kg 20pcs/carton G.W:20.1kgs Carton:57*48*41cm
559						
560						
561						
562						
563						
564	WI-SG508G		<ul style="list-style-type: none"> * 8x2.5G Ethernet Switch with Steel Case * 8 Auto-Negotiation, Auto-MDI/MDIX Ethernet ports provide smart switching * Non-blocking switching architecture enables full wire-speed packets forwarding and filtering * Fanless design ensures quiet operation without disturbing your family 			Box Size:27.5*22*7cm Item Size:22.3*11.1*3.1cm Unit weight:1.1kg 20pcs/carton G.W:23.7kgs Carton:56*47*38cm
565						
566						
567						
568						
569						
570	WI-PS505G		<ul style="list-style-type: none"> * 4*2.5GE(PoE)+1*2.5GE uplink 802.3af/at PoE Switch with 4Port PoE * Supports 802.3bt 60W Hi PoE standard for Port 1 * Supports PoE IEEE 802.3af/at compliant PDs * External power adapter supply 65W, power adapter included * LED indicators for LINK/ACT,Power, PoE Status, 100/1000Mbps 			Box Size:27.5*22*7cm Item Size:22*11.3*3.2cm Unit weight:1.165kg 20pcs/carton G.W:25.01kgs Carton:57*47*38cm
571						
572						
573						
574						
575						
576	WI-PS508G		<ul style="list-style-type: none"> * 8*2.5GE(PoE) 802.3af/at PoE Switch with 8Port PoE * Supports 802.3bt 60W Hi PoE standard for Port 1 * Supports PoE IEEE 802.3af/at compliant PDs * External power adapter supply 120W,power adapter included * LED indicators for LINK/ACT,Power, PoE Status, 100/1000Mbps 			Box Size: 27*22*6.7cm Unit weight: 1.12kg 20pcs/carton G.W: 30.65kgs Carton: 49*42.5*55cm
577						
578						
579						
580						
581						
582	WI-POE65-2.5G-30W		<ul style="list-style-type: none"> * 2*2.5GE PoE Injector with 2*RJ45 Port * Support camera, wireless AP, and IP phone etc. * All ports support wire speed switch, jumbo frame transmission. * Support 802.3af/at 30W PoE Out * Plug and play, self-adaption. * AC IN 100-220V 			Box Size:21*16.5*5.5cm Item Size:14.3*5.4*3.72cm Unit weight:0.5kg 40pcs/carton G.W:17.5kgs Carton:57*33.5*44.5cm
583						
584						
585						
586						
587						

	A	B	C	D	E	F	
588	WI-POE65-2.5G-60W		<ul style="list-style-type: none"> * 2*2.5GE PoE Injector with 2*RJ45 Port * Support camera, wireless AP, and IP phone etc. * All ports support wire speed switch, jumbo frame transmission. * Support 802.3af/at/bt 60W PoE Out * Plug and play, self-adaption. * AC IN 100-220V 			Box Size:25*19*6cm Item Size:18.5*9.3*4cm Unit weight:0.85kg 20pcs/carton G.W:17kgs Carton:52*32*41cm	
589							
590							
591							
592							
593	Hardened PoE Switch						
595	 WI-PS206GF-I V2		<ul style="list-style-type: none"> * 4FE+1GE+1SFP Fiber Uplink Hardened PoE Switch with 4Port PoE * Ports 1 : 802.3 af/at/bt 90W, Ports 2-4: 802.3 af/at 30W PoE * Supports smart watchdog function to monitor compliant PD * Support 250meters Long-Range PoE * Support Port VLAN * 6kV surge immunity, 15kV air discharge and 8kV contact discharge ESD protection * -30°C~65°C working temperature * Support redundant DC Input 48-57V * Support DIN-RAIL mounted * Include Power adapter: 52V 1.25A 			Box Size:25*21*9cm Item Size:12*9*3cm Unit weight:1.1kg 16pcs/carton G.W:17.5kgs Carton:45*38*51cm	
596							
597							
598							
599							
600	 WI-PS212GF-I V2		<ul style="list-style-type: none"> * 8FE+1GE+1SFP Fiber Uplink Hardened PoE Switch with 4Port PoE * Ports 1-2 : 802.3 af/at/bt 90W, Ports 3-8: 802.3 af/at 30W PoE * Supports smart watchdog function to monitor compliant PD * Support 250meters Long-Range PoE * Support Port VLAN * 6kV surge immunity, 15kV air discharge and 8kV contact discharge ESD protection * -30°C~65°C working temperature * Support redundant DC Input 48-57V * Support DIN-RAIL mounted * Include Power adapter: 52V 1.86A (-30~65°C) / 2.3A (0~50°C) 			Box Size:25*21*9cm Item Size:13.8*11*4.3cm Unit weight:1.4kg 15pcs/carton G.W:21kgs Carton:45*37*52cm	
601							
602							
603							
604							
605	Industrial Cloud Switch						
606	WI-PCMS306GF-I	 	<ul style="list-style-type: none"> *4x10/100/1000 Base-T PoE+ ports and 2x1000 Base-X SFP *Port 1-4 support 802.3af/at 30W PoE ports *Cloud L2 Managed: Wi-Tek Cloud management. Support abundant L2 management functions,such as VLAN, STP/RSTP/MSTP, port mirroring, IGMP, QoS, multicast, ACL, PoE management, ERPS protocol, DHCP, IPv6. *Easily remote manage your ONVIF camera via the Wi-Tek Cloud platform/ mobile APP. *Smart DIP Function: Fast ring: support one-key fast ring configuration. SCP: support one-key broadcast storm suppression configuration. *-40~75°C Operating Temperature *6kV surge immunity, 8kV air discharge and 6kV contact discharge ESD protection. 			Box Size:24*20*9cm Item Size:11.0*9.2*4.6cm item weight:0.56kg unit weight: 0.95kg 10pcs/carton G.W:9.5kgs Carton:46*25*41cm Meanwell External PSU MDR-60-48 / 19USD NDR-120-48 / 26USD	
607							
608							
609							
610							

	A	B	C	D	E	F
611	WI-PCMS310GF-I		<ul style="list-style-type: none"> *8x10/100/1000 Base-T PoE+ ports and 2x1000 Base-X SFP *Port 1-8 support 802.3af/at 30W PoE ports *Cloud L2 Managed: Wi-Tek Cloud management. Support abundant L2 management functions, such as VLAN, STP/RSTP/MSTP, port mirroring, IGMP, QoS, multicast, ACL, PoE management, ERPS protocol, DHCP, IPv6. *Easily remote manage your ONVIF camera via the Wi-Tek Cloud platform/ mobile APP. *Smart DIP Function: Fast ring: support one-key fast ring configuration. SCP: support one-key broadcast storm suppression configuration. *-40~75°C Operating Temperature *6kV surge immunity, 8kV air discharge and 6kV contact discharge ESD protection. 			Box Size:24*20*9cm Item Size:11.0*9.2*4.6cm item weight:0.6kg unit weight: 0.95kg 10pcs/carton G.W:9.5kgs Carton:46*25*41cm Meanwell External PSU MDR-60-48 / 19USD NDR-120-48 / 26USD
612						
613						
614						
615						
616	Superic Industrial Switch					
617			<ul style="list-style-type: none"> * 4GE+2SFP Fiber Uplink Unmanaged Industrial PoE Switch with 4Port PoE * Port 1-4 Support 802.3af/at 30W PoE * Smart DIP Switch: VLAN/Extend/QoS/PoE Watchdog mode * Industrial Level 4 protection(ESD,RS,EFT,CS); * -40°C~75°C working temperature * 6kV Surge Immunity * Support redundant DC 44~57V power input * Support DIN-RAIL mounted 			Box Size:19*15.5*7.5cm Item Size: 13*9.8*5.3cm Unit weight:1.1kg 20pcs/carton G.W:22.5kgs Carton:40*38*34cm Meanwell External PSU MDR-60-48 / 19USD NDR-120-48 / 26USD
618						
619						
620						
621						
622			<ul style="list-style-type: none"> * 8GE+2SFP Fiber Uplink Unmanaged Industrial PoE Switch with 8Port PoE * Port 1-8 Support 802.3af/at 30W PoE * Smart DIP Switch: VLAN/Extend/QoS/PoE Watchdog mode * Industrial Level 4 protection(ESD,RS,EFT,CS); * -40°C~75°C working temperature * 6kV Surge Immunity * Support redundant DC 44~57V power input * Support DIN-RAIL mounted 			Box Size:19*15.5*7.5cm Item Size:13*9.8*5.5cm Unit weight:1.1kg 20pcs/carton G.W:22kgs Carton:40*39*34cm Meanwell External PSU MDR-60-48 / 19USD NDR-120-48 / 26USD
623						
624						
625						
626						
627			<ul style="list-style-type: none"> *16GE+2SFP Fiber Uplink Unmanaged Industrial PoE Switch with 8Port PoE * Port 1-8 Support 802.3af/at 30W PoE * Smart DIP Switch: Link Aggregation/VLAN/Extend/QoS/PoE Watchdog mode * Industrial Level 4 protection(ESD,RS,EFT,CS); * -40°C~75°C working temperature * 6kV Surge Immunity * Support redundant DC 44~57V power input * Support DIN-RAIL mounted 			Box Size:24*18*8cm Item Size:15.7*11.5*5.5 Unit weight:1.55kg 20pcs/carton G.W: 31kgs Carton: 38.5*37*32cm Meanwell External PSU MDR-60-48 / 19USD NDR-120-48 / 26USD NDR-240-48 / 50USD
628						
629						
630						
631						

	A	B	C	D	E	F
632	SP3006FM		<ul style="list-style-type: none"> * 4GE+2SFP Fiber Uplink Easy Smart Managed Industrial PoE Switch with 4Port PoE * Port 1-4 Support 802.3af/at 30W PoE * Support easy smart managed functions, such as VLAN, port mirroring, STP, RSTP, IGMP, QoS, LLDP, 802.1X, fiber transceiver DDM, PoE management, G.8032 ERPS protocol, IPV6 management, Web, SNMP, Telnet, TFTP, etc. * Industrial Level 4 protection(ESD,RS,EFT,CS); * -40°C~75°C working temperature * 6kV Surge Immunity * Support redundant DC 44~57V power input * Support DIN-RAIL mounted 			Box Size:19*15*7.5cm Item Size: 13*9.8*2.8cm Unit weight:0.8kg 20pcs/carton G.W:16.5kgs Carton: 38*40*34cm Meanwell External PSU MDR-60-48 / 19USD NDR-120-48 / 26USD
633						
634						
635						
636						
637	SP3010FM		<ul style="list-style-type: none"> * 8GE+2*2.5G SFP Fiber Uplink Easy Smart Managed Industrial PoE Switch with 8Port * Port 1-8 Support 802.3af/at 30W PoE * Support easy smart managed functions, such as VLAN, port mirroring, STP, RSTP, IGMP, QoS, LLDP, 802.1X, fiber transceiver DDM, PoE management, G.8032 ERPS protocol, IPV6 management, Web, SNMP, Telnet, TFTP, etc. *Industrial Level 4 protection(ESD,RS,EFT,CS); *-40°C~75°C working temperature *6kV Surge Immunity *Support redundant DC 44~57V power input *Support DIN-RAIL mounted 			Box Size:19*15.5*7.5cm Item Size:13*9.8*4.5cm Unit weight:0.95kg 20pcs/carton G.W:19.5kgs Carton:40*38*33cm Meanwell External PSU MDR-60-48 / 19USD NDR-120-48 / 26USD
638						
639						
640						
641						
642	SP3006FM-L2		<ul style="list-style-type: none"> * 4GE+2*2.5G SFP Fiber Uplink L2 Managed Industrial PoE Switch with 4Port PoE * Port 1-4 Support 802.3af/at 30W PoE * Support L2 managed functions, such as VLAN, VLAN classification, QinQ, port mirroring, STP, RSTP, MSTP, IGMP, QoS, DHCP, multicast, ACL, dying gasp, LLDP, 802.1X, fiber transceiver DDM, PoE management, G.8032 ERPS protocol, IPV6 management, Web, SNMP, Telnet, TFTP, etc. *Industrial Level 4 protection(ESD,RS,EFT,CS); *-40°C~75°C working temperature *6kV Surge Immunity *Support redundant DC 44~57V power input *Support DIN-RAIL mounted 			Box Size:24*19*8cm Item Size:15.5*11.3*5.5cm Unit weight:1.45kg 12pcs/carton G.W:18kgs Carton:45*39*25cm Meanwell External PSU MDR-60-48 / 19USD NDR-120-48 / 26USD
643						
644						
645						
646						
647	SP3010FM-L2		<ul style="list-style-type: none"> * 8GE+2*2.5G SFP Fiber Uplink L2 Managed Industrial PoE Switch with 8Port PoE * Port 1-8 Support 802.3af/at 30W PoE * Support L2 managed functions, such as VLAN, VLAN classification, QinQ, port mirroring, STP, RSTP, MSTP, IGMP, QoS, DHCP, multicast, ACL, dying gasp, LLDP, 802.1X, fiber transceiver DDM, PoE management, G.8032 ERPS protocol, IPV6 management, Web, SNMP, Telnet, TFTP, etc. *Industrial Level 4 protection(ESD,RS,EFT,CS); *-40°C~75°C working temperature *6kV Surge Immunity *Support redundant DC 44~57V power input *Support DIN-RAIL mounted 			Box Size:24*19*8cm Item Size:15.5*11.3*5.5cm Unit weight:1.45kg 12pcs/carton G.W:118kgs Carton:45*39*25cm Meanwell External PSU MDR-60-48 / 19USD NDR-120-48 / 26USD
648						
649						
650						
651						

	A	B	C	D	E	F
652	SP3012FM-L2		<p>*L2 managed PoE switch</p> <p>*8*10/100/1000 Base-T PoE+ RJ-45 ports and 4*1000/2500 Base-X SFP slot</p> <p>*Complies with IEEE 802.3af/at 30W PoE standard, 240W PoE budget max (Not include power adapter)</p> <p>*Support robust L2 managed function, such as such as VLAN, VLAN classification, QinQ, port mirroring, STP, RSTP, MSTP, IGMP, QoS, DHCP, multicast, ACL, dying gasp,LLDP, 802.1X, fiber transceiver DDM, PoE management, G.8032 ERPS protocol, IPv6 management</p> <p>* - 40°C~75°C operating temperature</p> <p>* 6kV surge immunity for power and Ethernet ports</p>			<p>Box Size: 23*18*7 cm</p> <p>Unit weight: 1.12kg</p> <p>12 pcs/carton</p> <p>G.W: 18 kgs</p> <p>Carton: 44*37.5*25cm</p> <p>Meanwell External PSU</p> <p>MDR-60-48 / 19USD</p> <p>NDR-120-48 / 26USD</p>
653						
654						
655						
656						
657	SP5012FM-L2		<p>*L2 managed PoE switch</p> <p>*8*10/100/1000 Base-T PoE+ RJ-45 ports and 4*1G/2.5G/10G Base-X SFP+Base-X SFP slot</p> <p>*Complies with IEEE 802.3af/at 30W PoE standard, 240W PoE budget max (Not include power adapter)</p> <p>*Support robust L2 managed function, such as such as VLAN, VLAN classification, QinQ, port mirroring, STP, RSTP, MSTP, IGMP, QoS, DHCP, multicast, ACL, dying gasp,LLDP, 802.1X, fiber transceiver DDM, PoE management, G.8032 ERPS protocol, IPv6 management</p> <p>* - 40°C~75°C operating temperature</p> <p>* 6kV surge immunity for power and Ethernet ports</p>			<p>暂无</p> <p>Box Size: cm</p> <p>Unit weight: kg</p> <p>pcs/carton</p> <p>G.W: kgs</p> <p>Carton: cm</p> <p>Meanwell External PSU</p> <p>MDR-60-48 / 19USD</p> <p>NDR-120-48 / 26USD</p>
658						
659						
660						
661						
662	SP3018FM-L2		<p>*L2 managed PoE switch</p> <p>*16*10/100/1000 Base-T PoE+ RJ-45 ports and 2*1000/2500 Base-X SFP slot</p> <p>*Complies with IEEE 802.3af/at 30W PoE standard, 240W PoE budget max (Not include power adapter)</p> <p>*Support robust L2 managed function, such as such as VLAN, VLAN classification, QinQ, port mirroring, STP, RSTP, MSTP, IGMP, QoS, DHCP, multicast, ACL, dying gasp,LLDP, 802.1X, fiber transceiver DDM, PoE management, G.8032 ERPS protocol, IPv6 management</p> <p>* - 40°C~75°C operating temperature</p> <p>* 6kV surge immunity for power and Ethernet ports</p>			<p>暂无</p> <p>Box Size: cm</p> <p>Unit weight: kg</p> <p>pcs/carton</p> <p>G.W: kgs</p> <p>Carton: cm</p> <p>NDR-240-48 / 50USD</p>
663						
664						
665						
666						
667	24-48V Mixed Industrial PoE Switch					
668	WI-PMS312GF-I V2		<p>* 8GE+4SFP Fiber Uplink L2 Managed Industrial PoE Switch with 8Port PoE</p> <p>* Support Alarm Input and Alarm Output</p> <p>* Port 1-2 Support 24V/48V PoE Mixed ,Port 3-4 Support 802.3BT 60W, Port 5-8 Support 802.3 af/at 30W</p> <p>* Support Web-based network management, support VLAN, QoS, RSTP, SNMP etc. network function</p> <p>* Support fast ring ,support 30 pcs switches Max. in a cascade system ,Self-healing in 20ms Min</p> <p>* Industrial Level 4 protection(ESD,RS,EFT,CS);</p> <p>* -40°C~80°C working temperature;</p> <p>* DC Input 37-57V</p> <p>* Support DIN-RAIL mounted</p>			<p>Box Size: 28*16.5*8cm</p> <p>Item Size:20*14*5cm</p> <p>Unit weight: 1.4kg</p> <p>20pcs/carton</p> <p>G.W: 30kgs</p> <p>Carton: 53*53*40cm</p> <p>Meanwell External PSU</p> <p>MDR-60-48 / 19USD</p> <p>NDR-120-48 / 26USD</p>
669						
670						
671						
672						
673	DC 9-52V Boost Voltage Industrial PoE Switch					









	A	B	C	D	E	F
674	WI-PS305G-I-DC		<ul style="list-style-type: none"> * 5 Gigabit Ports Unmanaged 48V 802.3 af/at PoE Switch * Supports smart watchdog function to monitor compliant PD * Supports Port VLAN * Ports 1-4 support 250meters PoE Transmit * Support overcurrent protection/short-circuit protection * Industrial Level 4 Protection (ESD,RS,EFT,CS); * -40°C~80°C working temperature * Support DIN-RAIL mounted * DC Input 9-52V boost voltage then PoE 48V Output,can work with Smart Solar Controller 			Box Size:24*17*8cm Item Size: 10.5*10*6cm Unit weight:1.0kg 25pcs/carton G.W: 36kgs Carton: 56*47*40cm
675						
676						
677						
678						
679						
680	802.3BT 90W PoE Switch/PoE Injector/PoE Splitter					
681	WI-PS310GF-BT		<ul style="list-style-type: none"> * 8GE PoE(BT 90W)+1G+1SFP Ports Unmanaged 48V 802.3bt PoE Switch * Supports smart watchdog function to monitor compliant PD * Support 802.3 af/at/bt standard 90W PoE Output * Support overcurrent protection/short-circuit protection * Internal power adapter supply 400W * AC INPUT 100-240V 			Box Size: 27*22*6.7cm Unit weight: 1.4kg 20pcs/carton G.W: 30kgs Carton: 56*47*40cm
682						
683						
684						
685						
686						
687	WI-POE58-BT		<ul style="list-style-type: none"> * 1GE BT 90W PoE+1GE Uplink PoE Injector * Support camera, wireless AP, and IP phone etc. * All ports support wire speed switch, jumbo frame transmission. * Support 802.3 af/at/bt standard 90W PoE Output * Internal power adapter supply 90W * AC INPUT 100-240V 			Box Size:25*20*6cm Item Size:19.1*7.2*4.9cm Unit weight:0.75kg 20pcs/carton G.W:16.3kgs Carton:52*33*41cm
688						
689						
690						
691						
692						
693	WI-POE58-BT-I-DC		<ul style="list-style-type: none"> * 1GE BT 90W PoE+1GE Uplink Industrial PoE Injector * Support camera, wireless AP, and IP phone etc. * All ports support wire speed switch, jumbo frame transmission. * Support 802.3 af/at/bt standard 90W PoE Output * industrial Level 4 Protection (ESD,RS,EFT,CS); * -40°C~80°C working temperature * DC Input 12-57V,can work with Smart Solar Controller * Support DIN-RAIL mounted 			Box Size: 21*13.5*4cm Item Size: 11*9.1*3.1cm Unit weight:0.45kg 50pcs/carton G.W:24kgs Carton:55*47*29cm
694						
695						
696						
697						
698						
699	WI-POE55S-BT-I-DC		<ul style="list-style-type: none"> * 1GE(BT 90W PD)+1GE Uplink PoE Splitter * DC output 12V/16V/24V/48V by DIP select * 48-55V PoE IN Comply to IEEE802.3af/at/bt,90W Max * Plug and play, self-adaption. * Built-in high performance chip and high specification circuit board * Support DIN-RAIL mounted 			Box Size:20.5*13.4*4.3cm Item Size: 11*10*3.5cm Unit weight:0.45kg /pcs/carton G.W:/kg Carton:/cm
700						
701						
702						
703						
704						
705	IP68 Waterproof Industrial PoE Extender/PoE Inejctor/PoE Splitter					
706	 WI-POE21E-O		<ul style="list-style-type: none"> * 2GE PoE Output(802.3af/at 30W)+1GE PoE Input(802.3bt 60W) PoE Extender * PoE Output Support 100meter long-Range PoE transmit * All ports support wire speed switch, jumbo frame transmission. * Outdoor IP68 Waterproof design * Industrial Level 4 protection(ESD,RS,EFT,CS); * -40°C~80°C working temperature * Plug and play, self-adaption. 			Box Size:24.5*19*9cm Item Size: 15.3*7.5*4.9cm Unit weight:0.78kg 10pcs/carton G.W:8.02kgs Carton:46*27*40cm
707						
708						
709						
710						
711						

	A	B	C	D	E	F
712	WI-POE22E-O		<ul style="list-style-type: none"> *2GE PoE Output(1*802.3af/at 30W+1*802.3af/at 60W)+1GE PoE Input(802.3bt 90W) PoE Extender * PoE Output Support 100meter long-Range PoE transmit * All ports support wire speed switch, jumbo frame transmission. * Outdoor IP68 Waterproof design * Industrial Level 4 protection(ESD,RS,EFT,CS); * -40°C~80°C working temperature; * Plug and play, self-adaption. 			Box Size:24.5*19*9cm Item Size: 15.3*7.5*4.9cm Unit weight:0.78kg 10pcs/carton G.W: 8.18kgs Carton:46*27*40cm
713						
714						
715						
716						
717						
718	WI-POE56-60W-I-O		<ul style="list-style-type: none"> * 1GE PoE Output (802.3bt 60W)+1GE Ethernet port+1* DC INPUT 24~56V/3A Max PoE Injector * Support camera, wireless AP, and IP phone etc. * Outdoor IP68 Waterproof design * Industrial Level 4 protection(ESD,RS,EFT,CS); * -40°C~80°C working temperature; * Plug and play, self-adaption. 			Box Size:24.5*19.2*9cm Item Size: 15.2*8*5.5cm Unit weight: 0.9kg 10pcs/carton G.W:9.5kgs Carton:45.5*27.5*39.5cm
719						
720						
721						
722						
723						
724	WI-POE56S-BT-I-O		<ul style="list-style-type: none"> *1GE PoE Input (802.3af/at/bt 90W)+1GE Ethernet Output port+1* DC Output 12V/5A Max PoE Splitter * Support camera, wireless AP, and IP phone etc. * Outdoor IP68 Waterproof design * Industrial Level 4 protection(ESD,RS,EFT,CS); * -40°C~80°C working temperature; * Plug and play, self-adaption. 			Box Size:24.5*19.2*9cm Item Size: 15.2*8*5.5cm Unit weight:0.9kg 10pcs/carton G.W:9.5kgs Carton:45.5*27.5*39.5cm
725						
726						
727						
728						
729						
730	PoE Injector, Splitter and Extender					
731	 WI-POE31-48V		<ul style="list-style-type: none"> * 2FE PoE Injector with 2*RJ45 Port * Support camera, wireless AP, and IP phone etc. * All ports support wire speed switch, jumbo frame transmission. * Support 802.3af/at PoE Out * Plug and play, self-adaption. * AC IN 100-220V 			Box Size:20.5*13.5*4cm Unit weight:0.3kg 96pcs/carton G.W:28.2kgs Carton:57*43*53cm
732						
733						
734						
735						
736						
737	 WI-POE51-48V		<ul style="list-style-type: none"> * 2GE PoE Injector with 2*RJ45 Port * Support camera, wireless AP, and IP phone etc. * All ports support wire speed switch, jumbo frame transmission. * Support 802.3af/at PoE Out * Plug and play, self-adaption. * AC IN 100-220V 			Box Size:20.5*13.5*4.3cm Unit weight:0.3kg 96pcs/carton G.W:28kgs Carton:57*43*53cm
738						
739						
740						
741						
742						
743	WI-POE31-24V		<ul style="list-style-type: none"> * 2FE PoE Injector with 2*RJ45 Port * Support Ubnt,Mikrotik,Cambium, Wi-Tek brand CPE etc * All ports support wire speed switch, jumbo frame transmission. * Support 24V PoE Out(PoE PIN 45+ 78-) * Plug and play, self-adaption. * AC IN 100-220V 			Box Size:20.4*13.2*4cm Unit weight:0.3kg 96pcs/carton G.W:27.2kgs Carton:57*43*53cm
744						
745						
746						
747						
748						







	A	B	C	D	E	F
749	WI-POE51-24V		<ul style="list-style-type: none"> * 2GE PoE Injector with 2*RJ45 Port * Support Ubnt,Mikrotik,Cambium, Wi-Tek brand CPE etc. * All ports support wire speed switch, jumbo frame transmission. * Support 24V PoE Out(PoE PIN 45+ 78-) * Plug and play, self-adaption. * AC IN 100-220V 		Box Size:20.5*13.5*4cm Unit weight:0.3kg 96pcs/carton G.W:27.2kgs Carton:57*43*53cm	
750						
751						
752						
753						
754	 WI-POE55-48V-60W		<ul style="list-style-type: none"> * 2GE PoE Injector with 2*RJ45 Port (60W) * Support camera, wireless AP, and IP phone etc. * All ports support wire speed switch, jumbo frame transmission. * Support Hi-PoE standard 60W PoE Output * Plug and play, self-adaption. * AC IN 100-220V 		Box Size:20.8*13.5*4cm Unit weight:0.5kg 50pcs/carton G.W:25kgs Carton:56*47.6*30cm	
755						
756						
757						
758						
759	WI-POE11S-48V		<ul style="list-style-type: none"> * Single 100Mbps fast PoE Splitter with 2*RJ45 Port * DC output 12V 1A * 48V PoE IN Comply to IEEE802.3af/at * Support camera, wireless AP, and IP phone etc. * All ports support wire speed switch, jumbo frame transmission. * Powered by 802.3af/at PoE device * Plug and play, self-adaption. * Built-in high performance chip and high specification circuit board 		Box Size:8.5*2.8*2.6cm Unit weight:0.05kg 300pcs/carton G.W:16.24kgs Carton:52*44*36cm	
761						
762						
763						
764						
765	WI-POE31S		<ul style="list-style-type: none"> * Single Gigabit Industrial PoE Splitter with 2*RJ45 Port * DC output 12V 2.5A * 48V PoE IN Comply to IEEE802.3af/at * Support camera, wireless AP, and IP phone etc. * All ports support wire speed switch, jumbo frame transmission. * Powered by 802.3af/at PoE device * Plug and play, self-adaption. * Built-in high performance chip and high specification circuit board * -40°C--80°C 		Box Size: Unit weight: 0.05kg 500pcs/carton G.W: 26kgs Carton:56*37*46cm	
767						
768						
769						
770						
771	WI-PE21E		<ul style="list-style-type: none"> * 1FE PoE Output+1FE PoE Input 100Mbps PoE Extender * PoE Output Support 100meter long-Range PoE transmit * All ports support wire speed switch, jumbo frame transmission. * Support 802.3af/at 30W PoE Input and Output * Mini Plastic case design * DC Input 37-57V 		Box Size:12*5*4cm Unit weight: 0.2kg 96pcs/carton G.W: 21kgs Carton:53*53*40cm	
773						
774						
775						
776						
777	 WI-PE31E	 	<ul style="list-style-type: none"> * 2FE PoE Output+1FE PoE Input 100Mbps PoE Extender * PoE Output Support 250meter long-Range PoE transmit by DIP switch * All ports support wire speed switch, jumbo frame transmission. * Support 802.3af/at 30W PoE Input and Output * Plug and play, self-adaption. * DC Input 48-55V 		Box Size:12*5*4cm Unit weight: 0.2kg 96pcs/carton G.W: 21kgs Carton:53*53*40cm	
779						
780						
781						
782						
783						
784						



















	A	B	C	D	E	F
785	 WI-PE51E		<ul style="list-style-type: none"> * 4FE PoE Output+1FE PoE Input +1FE Uplink port 100Mbps PoE Extender * PoE Output Support 250meter long-Range PoE transmit by DIP switch * PoE Input port support 60W Hi-PoE * All ports support wire speed switch, jumbo frame transmission. * Support 802.3af/at 30W PoE Output * Plug and play, self-adaption. * DC Input 48-55V 		Box Size:12*5*4cm Unit weight: 0.25kg 50pcs/carton G.W: 15kgs Carton:53*53*40cm	
786						
787						
788						
789						
790						
791	WI-PE21G		<ul style="list-style-type: none"> * 1GE PoE Output+1GE PoE Input Gigabit PoE Extender * PoE Output Support 100meter long-Range PoE transmit * All ports support wire speed switch, jumbo frame transmission. * Support 802.3af/at 30W PoE Input and Output * Mini Plastic case design * DC Input 37-57V 		Box Size:12*5*4cm Unit weight: 0.2kg 96pcs/carton G.W: 21kgs Carton:53*53*40cm	
792						
793						
794						
795						
796						
797	WI-PE31G		<ul style="list-style-type: none"> * 2GE PoE Output+1GE PoE Input Gigabit PoE Extender * PoE Output Support 250meter long-Range PoE transmit by DIP switch * All ports support wire speed switch, jumbo frame transmission. * Support 802.3af/at 30W PoE Input and Output * Plug and play, self-adaption. * DC Input 48-55V 		Box Size:12*5*4cm Unit weight: 0.2kg 96pcs/carton G.W: 21kgs Carton:53*53*40cm	
798						
799						
800						
801						
802						
803	WI-PE51G		<ul style="list-style-type: none"> * 4GE PoE Output+1GE PoE Input PoE Extender * PoE Output Support 250meter long-Range PoE transmit by DIP switch * PoE Input port support 90W Hi-PoE * All ports support wire speed switch, jumbo frame transmission. * Support 802.3af/at 30W PoE Output * Plug and play, self-adaption. * DC Input 48-55V 		Box Size:12*5*4cm Unit weight: 0.25kg 50pcs/carton G.W: 15kgs Carton:53*53*40cm	
804						
805						
806						
807						
808						
809	WI-PE41E-O		<ul style="list-style-type: none"> * 3FE PoE Output+1FE PoE Input Outdoor 100Mbps PoE Extender * PoE Input port support 60W 802.3bt PoE * All ports support wire speed switch, jumbo frame transmission. * Support 802.3af/at 30W PoE Output * Plug and play, self-adaption. * IP65 Waterproof Design 		Box Size:12*5*4cm Unit weight: 0.7kg 30pcs/carton G.W: 23kgs Carton:53*53*40cm	
810						
811						
812						
813						
814						
815	Gigabit SFP Fiber module					
816	WI-SFP10SC-3KM (sell in pair)		<ul style="list-style-type: none"> * 3KM 1.25Gbps Single module Single Fiber Transceivers * Tx1310nm/Rx1550nm and Tx1550nm/Rx1310nm FP SFP * Distance up to 3km over SMF * Simplex SC connector * Compliant with SFP MSA * Digital Diagnostic Monitoring * Hot-pluggable SFP footprint 		MOQ:10Pairs	
817						
818						
819						
820						
821						













	A	B	C	D	E	F
822	WI-SFP10LC-3KM (sell in pair)		<ul style="list-style-type: none"> * 3KM 1.25Gbps Single module Single Fiber Transceivers * Tx1310nm/Rx1550nm and Tx1550nm/Rx1310nm FP SFP * Distance up to 3km over SMF * Simplex LC connector * Compliant with SFP MSA * Digital Diagnostic Monitoring * Hot-pluggable SFP footprint 			MOQ:10Pairs
823						
824						
825						
826						
827						
828	WI-SFP10SC-20KM (sell in pair)		<ul style="list-style-type: none"> * 20KM 1.25Gbps Single module Single Fiber Transceivers * Tx1310nm/Rx1550nm and Tx1550nm/Rx1310nm FP/DFB SFP * Distance up to 20km over SMF * Simplex SC connector * Compliant with SFP MSA * Digital Diagnostic Monitoring * Hot-pluggable SFP footprint 			MOQ:10Pairs
829						
830						
831						
832						
833						
834	WI-SFP10LC-20KM (sell in pair)		<ul style="list-style-type: none"> * 20KM 1.25Gbps Single module Single Fiber Transceivers * Tx1310nm/Rx1550nm and Tx1550nm/Rx1310nm FP/DFB SFP * Distance up to 20km over SMF * Simplex LC connector * Compliant with SFP MSA * Digital Diagnostic Monitoring * Hot-pluggable SFP footprint 			MOQ:10Pairs
835						
836						
837						
838						
839						
840	WI-SFP20-20KM (sell in PCS)		<ul style="list-style-type: none"> * 20KM 1.25Gbps Single module Double Fiber Transceivers * Tx1310nm//Rx1310nm DDM SFP * Distance up to 20km over SMF * Duplex LC connector * Compliant with SFP MSA * Digital Diagnostic Monitoring * Hot-pluggable SFP footprint 			MOQ:10PCS
841						
842						
843						
844						
845						
846	WI-SFP20-10G-20KM (sell in PCS)		<ul style="list-style-type: none"> * 20KM 10Gbps Single module Double Fiber Transceivers * Tx1310nm//Rx1310nm DDM SFP * Distance up to 20km over SMF * Single-mode SFP+ LC Transceiver * Compatible with 10G Small Form Pluggable Multi-Source Agreement (SFP+ MSA) * Digital Diagnostic Monitoring * Hot-pluggable SFP footprint 			MOQ:10PCS
847						
848						
849						
850						
851						
852	WI-SFP30 (sell in PCS)		<ul style="list-style-type: none"> * 100meters Copper RJ45 SFP Transceivers * Compliant with IEEE 802.3ab/ Gigabit Ethernet Standard * Distance up to 100meters up 1Gbps Spped * 10/100/1000BASE-T with SGMII interface * Compliant with SFP MSA * Supports MDIX * Hot-pluggable SFP footprint 			MOQ:10PCS
853						
854						
855						
856						
857						


















	A	B	C	D	E	F
858	WI-SFP30-10G (sell in PCS)		<ul style="list-style-type: none"> * Support 10GBASE-T, 5GBASE-T, 2.5GBASE-T, 1000BASE-T, and 100BASE-TX * Transmit data up to 30meters at 10 Gbps (UTP cat.6a or above) * Support DDM (Temperature and Voltage) * Hot-Pluggable SFP+ Footprint Features * Support TX Disable function * Fully Metallic Enclosure for Low EMI 			MOQ:10PCS
859						
860						
861						
862						
863	Wireless Long-Range Transmit for CCTV IP Camera					
865			<ul style="list-style-type: none"> 2.4GHz 300Mbps 1km Wireless Transmitter for CCTV 1* 10/100Mbps WAN (PoE IN) RJ45 port 1* 10/100Mbps LAN RJ45 port With double polarized 65 degrees antenna with 8dBi 21dBm(128mW) adjustable transmission power Durable IP65 ingress protection enclosure along with 8kV ESD Support 24V PoE and 12V DC Input Support 2.412GHz~2.484GHz Channel Pre-configuration by factory for PTP application Support Cloud Managed Discovery ONVIF IP camera and view network topology on Cloud Included 24V PoE power adapter in packing box 			Box Size: 25*18.5*7.8cm Unit weight: 0.85kg 20 pair (40 pcs) /carton G.W: 18kg Carton: 52*41*39cm
866						
867						
868						
869						
870			<ul style="list-style-type: none"> 2.4G 300M 2KM Wireless CPE for CCTV 2KM wireless transmit for Carry 16pcs camera Max Built-in 2x2 dual-polarized directional MIMO 8dBi antenna 24V passive PoE Adapter Included 2.412GHz ~ 2.484GHz Extension Channel auto-connect for PTP application, no need setting software Support google Map view to let users know project location for easy management Discovery ONVIF IP camera and view network topology on Cloud 			Box Size:26*22*6cm Unit weight:0.85kg 20pair/carton G.W:17.2/kgs Carton:54*32*46/cm
871						
872						
873						
874						
875			<ul style="list-style-type: none"> 5.8G 3KM 900M Wireless CPE for CCTV 3KM wireless transmit for Carry 26pcs camera Max Built-in 2x2 dual-polarized directional MIMO 12dBi antenna 24V passive PoE Adapter Included 5.150GHz~5.850GHz Extension Channel auto-connect for PTP application, no need setting software Support google Map view to let users know project location for easy management Discovery ONVIF IP camera and view network topology on Cloud 			Box Size:25*21*10cm Unit weight:1.1kg 20pair/carton G.W:22/kgs Carton:52*50*43/cm
877						
878						
879						
880						
881			<ul style="list-style-type: none"> 5.8G 5KM 300M Wireless CPE for CCTV 5KM wireless transmit for Carry 26pcs camera Max Built-in 2x2 dual-polarized directional MIMO 13dBi antenna 802.3af/at PoE Passthrough, can power up camera directly 48V 802.3af/at PoE Adapter Included, support 1PoE output for IPC 5.150GHz~5.850GHz Extension Channel auto-connect for PTP application, no need setting software Support google Map view to let users know project location for easy management Discovery ONVIF IP camera and view network topology on Cloud 			Box Size:35*23*11cm Unit weight:1.7kg 10pair/carton G.W:18.5/kgs Carton:/50*36*45cm
883						
884						
885						
886						
887						
888						





	A	B	C	D	E	F
889	WI-CPE515H-KIT(sell in pair)		<ul style="list-style-type: none"> * 5.8G 8KM 300M Wireless CPE for CCTV * 8KM wireless transmit for Carry 30pcs camera Max * Built-in 2x2 dual-polarized directional MIMO 16dBi antenna * 24V passive PoE Adapter Included * 5.150GHz~5.850GHz Extension Channel * auto-connect for PTP application, no need setting software * Support google Map view to let users know project location for easy management * Discovery ONVIF IP camera and view network topology on Cloud 		<ul style="list-style-type: none"> Box Size:23*23*23cm Unit weight:1.65kg 6pair/carton G.W:/11kgs Carton:70*47*25/cm 	
890						
891						
892						
893						
894						
895	WI-CPE800-KIT V2		<ul style="list-style-type: none"> * 5GHz 867Mbps 5km Wireless Transmitter for CCTV * 1* 10/100/1000Mbps RJ45 ports * With double polarized 45 degrees antenna with 12dBi * 29dBm(500mW) adjustable transmission power. * Durable IP65 weatherproof enclosure along with 8kV ESD * Support 802.af/at PoE Input * 5.150GHz~5.850GHz Extension Channel * Pre-configuration by the factory for PTP application * Support Cloud Managed * Discovery ONVIF IP camera and view network topology on Cloud * Included 48V PoE power adapter in the packing box 		<ul style="list-style-type: none"> Box Size: 27.8*24.6*10.6 cm Unit weight: 1.3kg 40 pcs/carton G.W: 29.1kgs Carton: 56.5*52.5*51.5cm 	
896						
897						
898						
899						
900						
901	WI-CPE521 V2		<ul style="list-style-type: none"> * Support Cloud Managed * 500mW High power output, coverage up to 2KM for PTP and PTMP application * Wireless A/N speed up to 300Mbps * Support 5.150GHz~5.850GHz Channel * Inside 360 degree12dBi OMNI Antenna Technology * Passive PoE Adapter supports up to 100 meter * 1 PoE Port design, 24V PoE adapter Included * 10KV Lightning Protection and IP65 waterproof 		<ul style="list-style-type: none"> Box Size:66*11*8cm Unit weight:1.5kg 10/pcs/carton G.W:17.1/kgs Carton:69*49*28/cm 	
902						
903						
904						
905						
906						
907	WI-CPE517 V2		<ul style="list-style-type: none"> * Support Cloud Managed * 802.11N 5.8Ghz Sector Antenna 300M 5KM Outdoor Wireless CPE * 500mW High power output, coverage up to 5KM for PTP and PTMP Station application * Wireless A/N speed up to 300Mbps * Integrate 16dBi 150 degree Sector antenna * Support 5.150GHz~5.850GHz Channel * 6KV Lightning Protection 		<ul style="list-style-type: none"> Box Size:51*16*9cm Unit weight:1.5kg 10pcs/carton G.W:16.1kgs Carton:58*50*36cm 	
908						
909						
910						
911						
912						
913	Fiber Optic Media Converter					
914	WI-MC101M (sell in pair)		<ul style="list-style-type: none"> * 25KM 100Mbps Single Fiber Optic Media Converter * Ambient temperature: 0 ~ +50°C Storage temperature: -20 ~ +70°C Humidity: 5% ~ 90% * Connector: UTP: RJ-45,10/100Mbps; Fiber: SC,100Mbps * Support Tag-VLAN,Port-VLANs * Supports up to 2k byte JUMBO frame * Power adapter 5V/1A included 		<ul style="list-style-type: none"> Box Size:25*19.5*6cm Unit weight:0.8kg 20pcs/carton G.W:17kgs Carton:51*33*40cm 	
915						
916						
917						
918						
919						
920	WI-MC103G (sell in pair)		<ul style="list-style-type: none"> * 3KM 1000Mbps Single Fiber Optic Media Converter * Ambient temperature: 0 ~ +50°C Storage temperature: -20 ~ +70°C Humidity: 5% ~ 90% * Connector: UTP: RJ-45,100/1000Mbps; Fiber: SC,1000Mbps * Support Tag-VLAN,Port-VLANs * Supports up to 9k byte JUMBO frame * Power adapter 5V/2A included 		<ul style="list-style-type: none"> Box Size:25.2*19.5*6.5cm Unit weight:0.4kg 20pcs/carton G.W:16kgs Carton:51*33*40.5cm 	
921						
922						
923						
924						
925						










	A	B	C	D	E	F
926	WI-MC101G (sell in pair)		<ul style="list-style-type: none"> * 25KM 1000Mbps Single Fiber Optic Media Converter * Ambient temperature: 0 ~ +50°C Storage temperature: -20 ~ +70°C Humidity: 5% ~ 90% * Connector: UTP: RJ-45,100/1000Mbps; Fiber: SC,1000Mbps * Support Tag-VLAN,Port-VLANs * Supports up to 9k byte JUMBO frame * Power adapter 5V/1A included 			Box Size:28*19.5*6.5cm Unit weight:0.41kg 20pcs/carton G.W:16.5kgs Carton:51*32.5*40cm
927						
928						
929						
930						
931						
932	WI-MC111G (sell in pcs)		<ul style="list-style-type: none"> * Gigabit SFP Media Converter * 1 10/100/1000Mbps Auto-Negotiation RJ45 ports supporting Auto-MDI/MDIX * Connector: UTP: RJ-45,100/1000Mbps; Fiber: SFP,1000Mbps * Complies with IEEE 802.3ab and IEEE 802.3z * Supports up to 9k byte JUMBO frame * FX port supports hot-swappable * Maximum transmission distance depends on the inserting SFP * Power adapter 5V/2A included 			Box Size:21*16.5*5.7cm Unit weight:0.2kg 28pcs/carton G.W:13kgs Carton:50.5*33*40.5cm
933						
934						
935						
936						
937						
938		<ul style="list-style-type: none"> * Gigabit PoE SFP Media Converter * 1 10/100/1000Mbps Auto-Negotiation RJ45 ports supporting Auto-MDI/MDIX * Connector: UTP: RJ-45,100/1000Mbps; Fiber: SFP,1000Mbps * RJ45 Port support 802.3af/at PoE output 30W * Complies with IEEE 802.3ab,IEEE 802.3af/at and IEEE 802.3z * Supports up to 9k byte JUMBO frame * FX port supports hot-swappable * Maximum transmission distance depends on the inserting SFP * Power adapter 48-52V/1A included 				Box Size:21*6.5*5.8cm Unit weight:0.2kg 28pcs/carton G.W:14kgs Carton:51*32.4*40cm
939						
940						
941						
942						
943						
944	WI-MC111GP-O (sell in pcs)		<ul style="list-style-type: none"> * Gigabit SFP Outdoor Media Converter * 1 10/100/1000Mbps Auto-Negotiation RJ45 ports supporting Auto-MDI/MDIX * Connector: UTP: RJ-45,100/1000Mbps; Fiber: SFP,1000Mbps * RJ45 Port support 802.3af/at PoE output 30W * Complies with IEEE 802.3ab and IEEE 802.3z * Supports up to 9k byte JUMBO frame * FX port supports hot-swappable * Maximum transmission distance depends on the inserting SFP * DC Input 44-57V, not include the power adapter * IP65 Waterproof Design 			Box Size:25.5*13*9cm Unit weight:0.2kg 26pcs/carton G.W:20kgs Carton:56*47*40cm Not include Power adapter External power adapter 48V/60W 19USD
945						
946						
947						
948						
949						
950	Indoor and Outdoor Cloud AP					
951	WI-AP210		<ul style="list-style-type: none"> * 802.11N 2.4G 300Mbps Indoor Wireless Ceiling AP * Atheros chipset 128MB DDR2,16MB Flash,500mW High-Power,access 50users * 2*3.5dBi inside antenna * 2 x 100Mbps Ethernet port * 48V PoE Support,not include PoE adapter * Support hardware controller managed * Support QVLAN+SSID, Portal,AC controller Managed and Cloud Managed 			Box Size:32*22*6cm item weight:0.4kg unit weight: 0.65kg 20pcs/carton G.W:14kgs Carton:66*34*46cm PoE Adapter is 2.5usd/pcs
952						
953						
954						
955						
956						
957	WI-AP210-Lite		<ul style="list-style-type: none"> * 802.11N 2.4G 300Mbps Indoor Wireless Ceiling AP * MTK chipset 64MB DDR2,8MB Flash,128mW High-Power,access 30users * 2*4dBi inside antenna * 2 x 100Mbps Ethernet port * 48V PoE Support,not include PoE adapter * Support hardware controller managed * Support QVLAN+SSID, Portal,AC controller Managed and Cloud Managed 			Box Size:32*22*6cm Unit weight:0.6kg 20pcs/carton G.W:12.35kgs Carton:66*34*46cm PoE Adapter is 2.5usd/pcs
958						
959						
960						
961						
962						




	A	B	C	D	E	F
963	WI-AP215				<ul style="list-style-type: none"> * 802.11AC 2.4G&5.8G 750Mbps Indoor Wireless Ceiling AP * 11AC 2.4GHz 300Mbps+5.8Ghz 443Mbps * Atheros chipset 128MB DDR2,16MB Flash,500mW High-Power,access 90users * 2* 3.5dBi (2.4G) + 2* 4dBi (5.8G) inside antenna * 2 x 100Mbps Ethernet port * 48V PoE Support, not include PoE adapter * Support hardware controller managed * Support QVLAN+SSID, Portal,AC controller Managed and Cloud Managed 	Box Size:32*23*6cm item weight:0.45kg unit weight: 0.7kg 20pcs/carton G.W:14.7kgs Carton:66*34*46cm PoE Adapter is 2.5usd/pcs
964						
965						
966						
967						
968						
969	WI-AP216				<ul style="list-style-type: none"> * 802.11AC 2.4G&5.8G 1200Mbps Indoor Wireless Ceiling AP * 11AC Wave2 2.4GHz 300Mbps+5.8Ghz 867Mbps * MTK chipset 64MB DDR2, 8MB Flash, 200mW High-Power,access 48users * 2* 4.6 dBi (2.4G) + 2* 4dBi (5.8G) inside antenna * 2 x 100Mbps Ethernet port * 48V PoE Support,not include PoE adapter * Support hadware controller managed * Support QVLAN+SSID, Portal,AC controller Managed and Cloud Managed 	Box Size:32*23*6cm item weight:0.3kg unit weight: 06kg 20pcs/carton G.W:12.8kgs Carton:66*34*46cm PoE Adapter is 2.5usd/pcs
970						
971						
972						
973						
974						
975	WI-AP217				<ul style="list-style-type: none"> * 802.11AC 2.4G&5.8G 1200Mbps Indoor Wireless Ceiling AP * 11AC Wave2 2.4GHz 300Mbps+5.8Ghz 867Mbps * Atheros chipset 128MB DDR2, 16MB Flash, 500mW High-Power,access 150users * 4*5dBi inside antenna * 2 x Gigabit Ethernet port * 48V PoE Support, not include PoE adapter * Support hardware controller managed * Support QVLAN+SSID, Portal,AC controller Managed and Cloud Managed 	Box Size:32*23*6cm item weight:0.45kg unit weight: 0.7kg 20pcs/carton G.W:14.5kgs Carton:66*34*46cm Gigabit PoE Adapter is 4usd/pcs
976						
977						
978						
979						
980						
981	WI-AP217-Lite				<ul style="list-style-type: none"> * 802.11AC 2.4G&5.8G 1200Mbps Indoor Wireless Ceiling AP * 11AC Wave2 2.4GHz 300Mbps+5.8Ghz 867Mbps * MTK chipset 128MB DDR2, 16MB Flash, 250mW High-Power,access 80users * 2* 4.6 dBi (2.4G) + 2* 4dBi (5.8G) inside antenna * 2 x Gigabit Ethernet port * 48V PoE Support,not include PoE adapter * Support hardware controller managed * Support QVLAN+SSID, Portal,AC controller Managed and Cloud Managed 	Box Size:32*22*6cm item weight:0.3kg unit weight: 0.6kg 20pcs/carton G.W:15kgs Carton:66*34*46cm Gigabit PoE Adapter is 4usd/pcs
982						
983						
984						
985						
986						
987	WI-AP218AX				<ul style="list-style-type: none"> * Ultra-Fast Wi-Fi 6 Speeds: Simultaneous 574Mbps on 2.4 GHz and 1201Mbps on 5.8Ghz totals 1775Mbps Wi-Fi speeds * OFDMA and Uplink & Downlink MU-MIMO increase network capacity by up to 2x versus Wi-Fi 6 (802.11AX) in high-density environments to connect more devices simultaneously * Atheros chipset 512 MB DDR3, 128MB Flash, 200mW High-Power,access 250users * 4*3dBi inside antenna * 2 x Gigabit Ethernet port * 48V PoE Support, not include PoE adapter * Support QVLAN+SSID, Portal,AC controller Managed and Cloud Managed 	Box Size:25*24*9cm item weight:0.8kg unit weight: 1.15kg 20pcs/carton G.W:24kgs Carton:52*44*50cm Gigabit PoE Adapter is 4usd/pcs
988						
989						
990						
991						
992						
993	WI-AP218AX-Lite				<ul style="list-style-type: none"> * Ultra-Fast Wi-Fi 6 Speeds: Simultaneous 574Mbps on 2.4 GHz and 1201Mbps on 5.8 GHz totals 1775Mbps Wi-Fi speeds * OFDMA and Uplink & Downlink MU-MIMO increase network capacity by up to 2x versus Wi-Fi 6 (802.11AX) in high-density environments to connect more devices simultaneously * MTK chipset 256MB DDR3, 16MB Flash, 200mW High-Power,access 100users * 2* 4.6 dBi (2.4G) + 2* 4dBi (5.8G) inside antenna * 2 x Gigabit Ethernet port * 48V PoE Support, not include PoE adapter * Support QVLAN+SSID, Portal,AC controller Managed and Cloud Managed 	Box Size:32.3*22*6.3cm Unit weight:0.451kg 20pcs/carton G.W:15.6kgs Carton:66*34*46cm Gigabit PoE Adapter is 4usd/pcs
994						
995						
996						
997						
998						

	A	B	C	D	E	F
999	WI-AP219AX			<ul style="list-style-type: none"> * Ultra-Fast Wi-Fi 6 Speeds: Simultaneous 1148Mbps on 2.4 GHz and 2402Mbps on 5.8 GHz totals 3550Mbps Wi-Fi speeds * OFDMA and Uplink & Downlink MU-MIMO increase network capacity by up to 4x versus Wi-Fi 6 (802.11AX) in high-density environments to connect more devices simultaneously * Atheros chipset 1024MB DDR3, 128MB Flash, 100mW High-Power,access 500users * 4*3 dBi inside antenna * 2 x 2.5Gbps Ethernet port * 48V PoE Support, not include PoE adapter * Support QVLAN+SSID, Portal,AC controller Managed and Cloud Managed 	<ul style="list-style-type: none"> Box Size:25*24*9cm item weight:0.8kg unit weight: 1.15kg 20pcs/carton G.W:24.5kgs Carton:52*44*50cm 2.5Gbps PoE Adapter is 10usd/pcs 	
1000						
1001						
1002						
1003						
1004						
1005	WI-AP219AX-Lite			<ul style="list-style-type: none"> * Ultra-Fast Wi-Fi 6 Speeds: Simultaneous 574Mbps on 2.4 GHz and 2401Mbps on 5 GHz totals 3000Mbps Wi-Fi speeds * OFDMA and Uplink & Downlink MU-MIMO increase network capacity by up to 4x versus Wi-Fi 6 (802.11AX) in high-density environments to connect more devices simultaneously * Qualcomm chipset 512MB DDR3, 16MB Flash, 200mW High-Power,access 200 users * 48V PoE Support,1 x Gigabit Port, not include PoE adapter * Support QVLAN+SSID, Portal,AC controller Managed and Cloud Managed 	<ul style="list-style-type: none"> Box Size: 31.7*21.6*6.2cm Unit weight: 0.7 kg 20pcs/carton G.W: 15.14kgs Carton: 65.5*33.5*46 cm Gigabit PoE Adapter is 4usd/pcs 	
1006						
1007						
1008						
1009						
1010						
1011	WI-AP415			<ul style="list-style-type: none"> * 802.11AC 2.4G&5.8G 750Mbps Indoor Wireless Inwall AP * 11AC 2.4GHz 300Mbps+5.8Ghz 443Mbps * Atheros chipset 128MB DDR2, 16MB Flash, 500mW High-Power,access 50+users * 4*2dBi inside antenna * 2 x 100Mbps Ethernet port * 48V PoE Support, not include PoE adapter * Support hardware controller managed * Support QVLAN+SSID, Portal,AC controller Managed and Cloud Managed 	<ul style="list-style-type: none"> Box Size:13*12*7cm item weight:0.1kg unit weight: 0.21 100pcs/carton G.W:23.5kgs Carton:52*35*58cm PoE Adapter is 2.5usd/pcs 	
1012						
1013						
1014						
1015						
1016						
1017	WI-AP416			<ul style="list-style-type: none"> * 802.11AC 2.4G&5.8G 1200M Indoor Wireless Inwall AP * 11AC Wave2 2.4GHz 300Mbps+5.8Ghz 867Mbps * MTK chipset 128MB DDR2, 16MB Flash, 100mW High-Power,access 50+users * 4*2dB inside antenna * 48V PoE Support,2 x 100Mbps Ethernet port, not include PoE adapter * Support hardware controller managed * Support QVLAN+SSID, Portal,AC controller Managed and Cloud Managed 	<ul style="list-style-type: none"> Box Size:13*12*7cm item weight:0.1kg unit weight: 0.21 100pcs/carton G.W:23.5kgs Carton:52*35*58cm PoE Adapter is 2.5usd/pcs 	
1018						
1019						
1020						
1021						
1022						
1023	WI-AP417P			<ul style="list-style-type: none"> * Wi-Fi 5 1300Mbps Gigabit Wall-plate Wireless Access Point * Wi-Fi 5 / 802.11ac standards. * 400Mbps on 2.4GHz and 867 Mbps on 5GHz, ultra-fast speed up to 1267Mbps transmission rate. * Full-gigabit port design and adapt to higher rate bandwidth. * Support PoE 802.af/at PD access and 802.af/at PoE output. * Support IPTV and VOIP data transmission, meeting the requirements for multi-service access. * Wall-plate panel design for easy deployment. * Support AP controller and cloud management 	<ul style="list-style-type: none"> Box Size: 16.6*16.535*5.56cm Unit weight: 0.31kgs 60pcs/carton G.W: 19.8kgs Carton: 55*40*35cm 	
1024						
1025						
1026						
1027						
1028						
1029	WI-AP310			<ul style="list-style-type: none"> * 802.11N 2.4G 300Mbps Outdoor Wireless AP * 11N 2.4GHz 300Mbps * Atheros chipset 64MB DDR2, 16MB Flash ,access up 50users+ * 2*5dBi external Omni antenna, 22dBm High-Power for 200 Meters LOS wireless cover range * Support QVLAN+SSID, Portal,AC controller Managed and Cloud Managed * Support Qvlan binding multi-SSID * 2 x 100Mbps Ethernet port * 24V Passive PoE adapter included * IP65 rated, weather and dust sealed * Flexible wall or pole mounting options 	<ul style="list-style-type: none"> Box Size:25*10*8cm item weight:0.2kg Unit weight: 0.5kg 40pcs/carton G.W:18.3kgs Carton:54*43*41cm 	
1030						
1031						
1032						
1033						
1034						

	A	B	C	D	E	F
1035	WI-AP310-Lite	  	<ul style="list-style-type: none"> * 802.11N 2.4G 300Mbps Outdoor Wireless AP * 11N 2.4GHz 300Mbps * Support Mesh mode for easy connect each other via wireless * MTK chipset 64MB DDR2, 8MB Flash, ,access up 30users+ * 2*5dBi external Omni antenna,22dBm High-Power for 200 Meters LOS wireless cover range * Support QVLAN+SSID, Portal,AC controller Managed and Cloud Managed * Support Qvlan binding multi-SSID * 2 x 100Mbps Ethernet port * 24V Passive PoE adapter included * IP65 rated, weather and dust sealed * Flexible wall or pole mounting options 		<p>Box Size:21*11*10cm item weight:0.2kg unit weight: 0.45kg 30pcs/carton G.W:14.5kgs Carton:43*35*50cm</p>	
1036						
1037						
1038						
1039						
1040						
1041	WI-AP315	  	<ul style="list-style-type: none"> * 802.11AC 2.4G&5.8G 750Mbps Outdoor Wireless AP * 11AC 2.4GHz 300Mbps+5.8Ghz 443Mbps * Atheros chipset 128MB DDR2, 16MB Flash, 500mW High-Power for 400 Meters LOS wireless cover range ,access up 90users+ * 2*3.5 dBi (2.4G) +2*4 dBi (5.8G) inside Omni antenna * Support QVLAN+SSID, Portal,AC controller Managed and Cloud Managed * Support Qvlan binding multi-SSID * 2 x 100Mbps Ethernet port * 802.3af PoE supported, poe adapter not included * IP65 rated, weather and dust sealed * Flexible wall or pole mounting options 		<p>Box Size:35*17*13cm item weight:0.8kg unit weight: 1.2kg 10pcs/carton G.W:12.7kgs Carton:69*37*36cm PoE Adapter is 2.5usd/pcs</p>	
1042						
1043						
1044						
1045						
1046						
1047	WI-AP316	   	<ul style="list-style-type: none"> * 802.11AC 2.4G&5.8G 1200Mbps Outdoor Wireless AP * 11AC 2.4GHz 300Mbps+5.8Ghz 867Mbps * Support Mesh mode for easy connect each other via wireless * MTK chipset 64MB DDR2, 8MB Flash, ,access up 60users+ * 2*5dBi external Omni antenna,22dBm High-Power for 200 Meters LOS wireless cover range * Support QVLAN+SSID, Portal,AC controller Managed and Cloud Managed * Support Qvlan binding multi-SSID * 2 x 100Mbps Ethernet port * 24V Passive PoE adapter included * IP65 rated, weather and dust sealed * Flexible wall or pole mounting options 		<p>Box Size:20*11*10cm item weight:0.21kg unit weight: 0.5kg 30pcs/carton G.W:14.7kgs Carton:43*35*50cm</p>	
1048						
1049						
1050						
1051						
1052						
1053	 WI-AP317	  	<ul style="list-style-type: none"> * 802.11AC 2.4G&5.8G 1200Mbps Outdoor Wireless AP * 11AC 2.4GHz 300Mbps+5.8Ghz 867Mbps * Atheros chipset 128MB DDR2, 16MB Flash, ,access up 250users+ * 4*5dBi inside Omni antenna,200mW High-Power for 200 Meters LOS wireless cover range * Support QVLAN+SSID, Portal,AC controller Managed and Cloud Managed * Support Qvlan binding multi-SSID * 2 x 1000Mbps Ethernet port, * 802.3at PoE supported, poe adapter not included * IP65 rated, weather and dust sealed * Flexible wall or pole mounting options 		<p>Box Size:34*16*13cm item weight:0.8kg unit weight: 1.2kg 10pcs/carton G.W:13.3kgs Carton:69*37*36cm Gigabit PoE Adapter is 4usd/pcs</p>	
1054						
1055						
1056						
1057						
1058						
1059	WI-AP316AX	  	<ul style="list-style-type: none"> * Wi-Fi 6 3000Mbps Outdoor Cloud Wireless AP Qualcomm chipset 128MB DDR2, 16MB Flash, ,access up 250users+ * Ultra-Fast Wi-Fi 6 Speeds: Simultaneous 574Mbps on 2.4 GHz and 2402Mbps on 5 GHz totals 2976Mbps Wi-Fi speeds * 1 x Gigabit Ethernet (RJ-45)Port (supports IEEE 802.3af/at PoE) * 2.5 Gigabit (SFP) port for a lightning-fast user experience * IP67 rated, weather and dust sealed * Support AP controller and cloud management 		<p>Box Size: 29.6*23.2*0.83cm Unit weight: 0.9kgs 10pcs/carton G.W: 10.1kgs Carton: 48*43.5*31.2cm</p>	
1060						
1061						
1062						
1063						
1064						

	A	B	C	D	E	F
1065	WI-AP510		<ul style="list-style-type: none"> * 802.11AC 2.4G&5G 1200Mbps Outdoor Wireless AP * Dualband 2x2 1200Mbps 802.11ac Wave2 outdoor access point * Atheros chipset 128MB DDR2, 16MB Flash * 800 Meters LOS wireless cover range, up to 300+ users * Support AP, Router, Repeater WISP mode * Support Qvlan binding multi-SSID * 1 x Gigabit Ethernet port, * 802.3at PoE supported, include Gigabit PoE Adapter * IP67 rated, weather and dust sealed * Flexible wall or pole mounting options * Support QVLAN+SSID, Portal, AC controller Managed and Cloud Managed 			Box Size:40*30*14cm item weight:2.7kg unit weight: 4.0kg 5pcs/carton G.W:21.3kgs Carton:77*43*34cm 2.4G 8dBi Onmi antenna (800meters)is 10usd/pcs(need 2pcs antenna) 5.8G 12dBi Onmi antenna (800meters)is 10usd/pcs(need 2pcs antenna)
1066						
1067						
1068						
1069						
1070						
1071	WI-AP518AX		<ul style="list-style-type: none"> * Ultra-Fast Wi-Fi 6 Speeds: Simultaneous 1148Mbps on 2.4 GHz and 2402Mbps on 5.8 GHz totals 3550Mbps Wi-Fi speeds * OFDMA and Uplink & Downlink MU-MIMO increase network capacity by up to 4x versus Wi-Fi 6 (802.11AX) in high-density environments to connect more devices simultaneously * Atheros chipset 1024MB DDR3, 128MB Flash, 200mW High-Power, access 500users * 1 x 2.5Gbps Ethernet port * 48V PoE Support, not include PoE adapter * IP67 rated, weather and dust sealed, Flexible wall or pole mounting options * Support QVLAN+SSID, Portal, AC controller Managed and Cloud Managed 			Box Size:46*29*13cm item weight:2.5kg unit weight: 3.65kg 5pcs/carton G.W:15.7kgs Carton:65*48*31cm 6dBi Onmi dual-band antenna (600meters)is 7usd/pcs(need 4pcs antenna) 2.5Gbps PoE Adapter is 10usd/pcs
1072						
1073						
1074						
1075						
1076						
1077	Cloud AP Controller/Enterprise Load Balance Gateway					
1078	WI-AC500		<ul style="list-style-type: none"> * Wireless AP Controller with 6*2.5 Gigabit Ports(1x WAN + 4x WAN/LAN + 1x LAN) * Maximum AP managed number up to 500PCS * Support Multi-WAN load balance * WLAN Radio Spectrum Analysis to ensure work on best channel * Unified manage all indoor and outdoor Aps * Intra-AC, Inter-AP L2 roaming time less than 40ms * Built-in captive portal server and customerized welcome page * Support Cloud Managed 			Box Size:53*34*11cm Item Size: 44*25.5*5CM Unit weight:4kg 5pcs/carton G.W:21kgs Carton:61*52*36cm
1079						
1080						
1081						
1082						
1083						
1084	WI-AC150		<ul style="list-style-type: none"> * Wireless AP Controller with 5* Gigabit Ethernet Ports * Maximum AP managed number up to 150PCS * Support end users access 2000 * Support 1-4 WAN ports for load balance * WLAN Radio Spectrum Analysis to ensure work on best channel * Unified manage all indoor and outdoor Aps * Intra-AC, Inter-AP L2 roaming time less than 40ms * Built-in captive portal server and customerized welcome page * Support Cloud Managed 			Box Size:51*29*8cm Item Size: 44*22*4.5CM Unit weight:2.8kg 5pcs/carton G.W:15kgs Carton:52*43*31cm
1085						
1086						
1087						
1088						
1089						

	A	B	C	D	E	F
1090	 WI-AC108P	 	<ul style="list-style-type: none"> * Wireless AP Controller with 8*Gigabit PoE Ports * Maximum AP managed number up to 64PCS * Support 1-4 WAN ports for load balance(need work with a VLAN managed Switch) * Support end users access 400 * Support 8* 802.3af/at PoE Output Ports * WLAN Radio Spectrum Analysis to ensure work on best channel * Unified manage all indoor and outdoor Aps * Intra-AC, Inter-AP L2 roaming time less than 40ms * Built-in captive portal server and customerized welcome page * Support Cloud Managed 			Box Size:36*25*9cm Item Size: 23*15*4.5CM Unit weight:1.7kg 10pcs/carton G.W:18.5kgs Carton:47*38*53cm
1091						
1092						
1093						
1094						
1095						
1096	WI-AC105P	 	<ul style="list-style-type: none"> * Wireless AP Controller with 4 Gigabit PoE Ports * Maximum AP managed number up to 32PCS * Support end users access 200 * Support 1-4 WAN ports for load balance * Support 4* 802.3af/at PoE Output Ports * WLAN Radio Spectrum Analysis to ensure work on best channel * Unified manage all indoor and outdoor Aps * Intra-AC, Inter-AP L2 roaming time less than 40ms * Built-in captive portal server and customerized welcome page * Support Cloud Managed 			Box Size:36*25*9cm Item Size: 23*15*4.5CM Unit weight:1.6kg 10pcs/carton G.W:17.5kgs Carton:46*38*53cm
1097						
1098						
1099						
1100						
1101						
1102	WI-AC50	 	<ul style="list-style-type: none"> * Mini Wireless AP Controller with 2*100Mbps Ports(1PoE Input) * Maximum AP managed number up to 50PCS * Support by-pass mode only process AP control data * WLAN Radio Spectrum Analysis to ensure work on best channel * Unified manage all indoor and outdoor Aps * Intra-AC, Inter-AP L2 roaming time less than 40ms * Built-in captive portal server and customerized welcome page * Support Cloud Managed 			Box Size:0.7*0.7*0.51cm Item Size: 6.3*6.3*2.3cm Unit weight:0.15kg 150pcs/carton G.W:13.5kgs Carton:46*39*27cm
1103						
1104						
1105						
1106						
1107						
1108	Fiber Ethernet Switch					
1109	WI-SG310F		<ul style="list-style-type: none"> * 8SFP+2GE Gigabit Fiber Ethernet Switch * 10 Auto-Negotiation, Auto-MDI/MDIX Ethernet ports provide smart switching * Plug and Play design simplifies installation * Plans different power output for different cable lengths * Complies with IEEE 802.3, IEEE 802.3u, IEEE 802.3x standards 			Box Size:27.3*22.3*7cm item weight:0.6kg unit weight: 1.0kg 20pcs/carton G.W:21.229kgs Carton:56*47*40cm
1110						
1111						
1112						
1113						
1114						
1115	WI-SG324F		<ul style="list-style-type: none"> * 16SFP+8GE Gigabit rack-mountable Fiber Ethernet Switch * 24 Auto-Negotiation, Auto-MDI/MDIX Ethernet ports provide smart switching * Standard 19-inch rack-mountable steel case * Plug and Play design simplifies installation * Plans different power output for different cable lengths * Complies with IEEE 802.3, IEEE 802.3u, IEEE 802.3x standards 			Box Size: 52*37.5*9.5cm Unit weight: 3.5kg 6pcs/carton G.W: 21.5kgs Carton:53*53*40cm
1116						
1117						
1118						
1119						
1120						
1121	SNMP Managed Gigabit Ethernet Switch					

	A	B	C	D	E	F
1122	WI-MS310GF		<ul style="list-style-type: none"> * 8GE+2SFP uplink Full Giga SNMP Managed Ethernet Switch * Surveillance QVLAN support to easily segment IP Camera *security traffic * Management via Web-Based GUI * Support for Quality of Service to prioritize time sensitive traffic * Support IGMP Snooping,Link Aggregation,Port Mirroring and Loop Prevention 			Box Size:27.3*22.3*7cm item weight:0.75kg unit weight: 1.35kg 20pcs/carton G.W:24.2kgs Carton:56*47*40cm
1123						
1124						
1125						
1126						
1127						
1128	WI-MS318GF		<ul style="list-style-type: none"> * 16GE+2SFP uplink Full Giga SNMP Managed Ethernet Switch * Surveillance QVLAN support to easily segment IP Camera security traffic * Support IGMP Snooping,Link Aggregation,Port Mirroring and Loop Prevention 			Box Size:52*30.5*9.8cm item weight:2.1kg unit weight: 2.8kg 5pcs/carton G.W:16kgs Carton:40*53*40cm
1129						
1130						
1131						
1132						
1133						
1134	WI-MS326GF		<ul style="list-style-type: none"> * 24GE+2SFP uplink Full Giga SNMP Managed Ethernet Switch * Surveillance QVLAN support to easily segment IP Camera security traffic * Management via Web-Based GUI * Support for Quality of Service to prioritize time sensitive traffic * Support IGMP Snooping,Link Aggregation,Port Mirroring and Loop Prevention 			Box Size:51.5*30.5*9.5cm item weight:2.15kg unit weight: 3kg 6pcs/carton G.W:21kgs Carton:53*53*40cm
1135						
1136						
1137						
1138						
1139						
1140	Remark:					
1141	1.Payment terms:		Amount	1≤10000(USD)		
1142			Payment Method	EXW Wester Union or T/T 100%in advance		
1143	2.The delivery time will be calculated from receipt of final confirmations/deposit/bank slip...etc;					
1144	3.Normally we would glad to cooperate with our clients for our own brand Wi-tek.If OEM/ODM is needed,price need to be calculated specifically					
1145	4.Our services and quality will be insured but negligence and other unnature damage are unexpected.					
1146	5.Warranty:3-5Years (Industrial PoE Switch is with 5year warranty)					
1147	6.Should you have any questions on captioned quotation, please do not hesitate to contact Wireless-tek Technology Limited					
1148	7.For being distributor, please make reference with Wi-Tek distributor policy.					
1149	8.All rights reserved by Wi-Tek© 2023					